

FILING MEMORANDUM

ITEM E-1409—ENHANCEMENT TO NCCI'S EXPERIENCE RATING PLAN METHODOLOGY

PURPOSE

This item revises certain underlying components provided in the methodology used in NCCI's Experience Rating Plan (Plan) to reflect current business and industry needs. The underlying Plan components impacted are:

- Primary/excess loss split point (split point)
- State per claim accident limitation (SAL) and United States Longshore and Harbor Workers' Compensation (USL&HW) per claim accident limitation
- G value
- Credibility parameters underlying calculation of the weight (W) and ballast (B) values
- Discount ratios (D-ratios)

The formulas and general structure of the Plan remain unchanged.

BACKGROUND

The experience rating modification is intended to predict an employer's *future* loss experience using its *historical* loss experience. For example, an experience rating modification of 1.20 is a prediction that the employer's future loss experience will be 20% worse than the average employer in the same classification. The experience rating modification is intended to reflect the employer's past loss experience only to the extent that it is considered predictive of future loss experience. The weight given to actual losses in the experience rating modification calculation is called credibility; as the size of the employer increases, credibility also increases.

NCCI periodically evaluates Plan methodology and performance. During the latest review, NCCI identified some opportunities to improve Plan performance, with revisions that will result in:

- A more accurate and predictive experience rating modification
- Experience rating modifications that reflect a more equitable determination of primary and excess losses across states with varying cost levels
- More comparable Plan performance in states with claim costs that vary significantly from the countrywide average
- Experience rating modifications less sensitive to large outlier claims without sacrificing predictive accuracy
- More consistent calculation of each employer's expected claim count, which is expected to result in more appropriate credibility being assigned to each employer's loss experience
- Recalibrated credibility parameters underlying the weight and ballast values to increase equity across employers
- The elimination of complex calculations where no value is added

The following underlying components are impacted by the enhanced Plan.

The enclosed materials are copyrighted materials of the National Council on Compensation Insurance, Inc. ("NCCI"). The use of these materials may be governed by a separate contractual agreement between NCCI and its licensees such as an affiliation agreement between you and NCCI. Unless permitted by NCCI, you may not copy, create derivative works (by way of example, create or supplement your own works, databases, software, publications, manuals, or other materials), display, perform, or use the materials, in whole or in part, in any media. Such actions taken by you, or by your direction, may be in violation of federal copyright and other commercial laws. NCCI does not permit or acquiesce such use of its materials. In the event such use is contemplated or desired, please contact NCCI's Legal Department for permission.

FILING MEMORANDUM

ITEM E-1409—ENHANCEMENT TO NCCI'S EXPERIENCE RATING PLAN METHODOLOGY

Split Point

The primary/excess loss split point divides the losses from each historical claim into two layers: primary losses (those beneath the split point) and excess losses (those above the split point). For example, if the split point is \$15,000, a claim totaling \$50,000 would contribute \$15,000 to the primary layer and \$35,000 to the excess layer. Primary losses receive a greater weight than excess losses in the experience rating modification formula. Because of this, primary losses have a greater impact on the experience rating modification. The split point is currently a countrywide value (\$18,500) that is updated with each state's annual loss cost/rate filing to reflect changes in countrywide claim costs.

State per Claim Accident Limitation (SAL)

The state per claim accident limitation (SAL) is the maximum dollar amount from any one claim that may impact the experience rating modification. For example, if the SAL is \$200,000, then any claims with incurred losses above that amount will be limited to \$200,000 for the purpose of calculating the experience rating modification. Currently, the SAL is calculated as the state average cost per case times 25. The SAL can also be derived at 10% times the state reference point (SRP), where SRP is calculated as state average cost per case times 250.

The SAL is intended to curtail the impact that extremely large outlier claims have on the experience rating modification, because these dollars are not expected to be predictive of future loss experience beyond a certain point.

The state multiple claim accident limitation is the maximum dollar amount that an accident involving two or more persons may impact the experience rating modification. It is calculated as twice the SAL.

The USL&HW per claim and multiple claim accident limitations are calculated in a similar manner as the state accident limitations and apply to claims subject to the USL&HW Act. These accident limitations are updated with each state's annual loss cost/rate filing.

G Value

The G value represents state average claim severity (in thousands of dollars). Its primary use is in the determination of an employer's expected claim count, which serves as the basis for the credibility assigned to its primary and excess loss experience. The G value is updated with each state's annual loss cost/rate filing.

Credibility Parameters

NCCI's current experience rating modification (M) formula is:

$$M = \frac{A_p + WA_e + (1 - W)E_e + B}{E + B}$$

The enclosed materials are copyrighted materials of the National Council on Compensation Insurance, Inc. ("NCCI"). The use of these materials may be governed by a separate contractual agreement between NCCI and its licensees such as an affiliation agreement between you and NCCI. Unless permitted by NCCI, you may not copy, create derivative works (by way of example, create or supplement your own works, databases, software, publications, manuals, or other materials), display, perform, or use the materials, in whole or in part, in any media. Such actions taken by you, or by your direction, may be in violation of federal copyright and other commercial laws. NCCI does not permit or acquiesce such use of its materials. In the event such use is contemplated or desired, please contact NCCI's Legal Department for permission.

FILING MEMORANDUM

ITEM E-1409—ENHANCEMENT TO NCCI'S EXPERIENCE RATING PLAN METHODOLOGY

Where:

- A_p, A_e = Actual Losses (Primary, Excess)
- E_p, E_e = Expected Losses (Primary, Excess)
- E = Total Expected Losses
- W = Weight
- B = Ballast

The weighting value (W) and ballast value (B) influence the degree to which an employer's actual losses impact the experience rating modification. The W and B values are determined by a set of 10 credibility parameters and these parameters have not been updated in over two decades. The current and proposed formulas governing the calculation of W and B are included in Informational Exhibit 1.

Tables of W and B values corresponding to employer size ranges are updated with each state's annual loss cost/rate filing.

Discount Ratio (D-Ratio)

The Discount ratio (D-ratio) is the expected percentage of losses that fall below the split point value and is used to determine the expected excess losses to be used in the experience rating modification calculation. NCCI publishes D-ratios by classification code. D-ratios are updated with each state's annual loss cost/rate filing.

PROPOSAL

This item proposes the following changes to the Plan:

1. **Implement state-specific split points reflecting an average D-ratio of approximately 40% by state.**

Currently, the split point is set at a common level across states where NCCI provides ratemaking services. Because the average D-ratio in a state depends not only on the split point, but also on that state's average claim costs, having a common split point results in an average D-ratio that varies widely across states.

The proposed methodology level-sets the average D-ratio across states to approximately 40% by introducing a state-specific split point, which allows the split point to better reflect each state's average claim costs. As a result, experience rating modifications will reflect a more equitable determination of primary and excess losses across states with varying cost levels.

For example, instead of the current split point value of \$18,500 applying to all states, under the proposed Plan a state with higher-than-average claim severity may have a split point value of \$25,000, while a state with lower-than-average claim severity may have a split point value of \$15,000. The use of state-specific split point values that reflect individual state cost differences is intended to better align across states the weight given to actual employer loss experience in the experience rating modification calculation. In turn, this is expected to produce improved and more comparable Plan performance in states with claim costs that vary significantly from the countrywide average.

The enclosed materials are copyrighted materials of the National Council on Compensation Insurance, Inc. ("NCCI"). The use of these materials may be governed by a separate contractual agreement between NCCI and its licensees such as an affiliation agreement between you and NCCI. Unless permitted by NCCI, you may not copy, create derivative works (by way of example, create or supplement your own works, databases, software, publications, manuals, or other materials), display, perform, or use the materials, in whole or in part, in any media. Such actions taken by you, or by your direction, may be in violation of federal copyright and other commercial laws. NCCI does not permit or acquiesce such use of its materials. In the event such use is contemplated or desired, please contact NCCI's Legal Department for permission.

FILING MEMORANDUM

ITEM E-1409—ENHANCEMENT TO NCCI'S EXPERIENCE RATING PLAN METHODOLOGY

Informational Exhibit 2 shows each state's proposed split point value, which was calculated using Workers Compensation Statistical Plan (WCSP) data underlying the 2018 loss cost/rate filing, and trended, based on the anticipated future loss cost/rate filing effective date for each state as provided in the Implementation section of this item.

Average claim costs vary significantly across NCCI states. The experience rating modification applies to premium that is based on manual loss costs/rates. Because loss costs/rates vary by state in accordance with cost differences, it is paramount that the experience rating modification similarly reflects state cost differences to achieve comparable performance across states. Tailoring the split point to reflect these cost differences is a big step towards aligning performance across states and results in a more accurate and predictive experience rating modification compared to applying a countrywide split point uniformly across states.

To keep up with changes in claim costs and preserve alignment with other experience rating parameters, it is anticipated that the split point value will be indexed concurrent with each state's annual loss cost/rate filing based on an estimate of annual severity changes between the average loss date for experience rating modifications in the initial implementation year and the effective year.

2. Revise the calculation of accident limitations to reflect the 95th percentile of lost-time claims.

The state per claim accident limitation (SAL) is used to curtail the impact of large claims on the experience rating modification because large outlier claims are generally not expected to be predictive of future loss experience. The use of a state-level 95th percentile results in an SAL that is expected to impact the largest 5% of lost-time claims. A similar change is proposed for the USL&HW per claim accident limitation to reflect the 95th percentile of lost-time claims reported under USL&HW Act benefits for F-classifications. Note that this change renders the state reference point (SRP) obsolete (the SAL was previously calculated as 10% of SRP).

The new definition of the SAL and USL&HW per claim accident limitation results in lower limits in every state, making experience rating modifications less sensitive to large outlier claims without sacrificing predictive accuracy.

Informational Exhibit 5 demonstrates how the SAL decreases under the new proposed methodology across states, using historical data underlying experience rating modifications effective in 2018. This new methodology is expected to result in an SAL that is not only lower than the current SAL, but also more stable over time.

Note that, unlike the split point, this item does not propose a new SAL value to go along with the updated methodology. Rather, the state per claim accident limitation and USL&HW per claim accident limitation will be calculated under the new methodology in the state's loss cost/rate filing corresponding to the anticipated effective date provided in the Implementation section of this item.

3. Revise the calculation of G to reflect accident limitations and the reduction of medical-only losses, where applicable.

The enclosed materials are copyrighted materials of the National Council on Compensation Insurance, Inc. ("NCCI"). The use of these materials may be governed by a separate contractual agreement between NCCI and its licensees such as an affiliation agreement between you and NCCI. Unless permitted by NCCI, you may not copy, create derivative works (by way of example, create or supplement your own works, databases, software, publications, manuals, or other materials), display, perform, or use the materials, in whole or in part, in any media. Such actions taken by you, or by your direction, may be in violation of federal copyright and other commercial laws. NCCI does not permit or acquiesce such use of its materials. In the event such use is contemplated or desired, please contact NCCI's Legal Department for permission.

FILING MEMORANDUM

ITEM E-1409—ENHANCEMENT TO NCCI'S EXPERIENCE RATING PLAN METHODOLOGY

G represents state average claim severity (in thousands of dollars). While G currently reflects the unlimited average severity in a state, this item proposes to update the methodology under which G is calculated to reflect accident limitations and the 70% reduction of medical-only losses (per the experience rating adjustment [ERA]), where applicable.

In the calculation of an employer's expected claim count, the employer's expected losses are divided by the G value (average claim severity). Because expected losses already reflect ERA and accident limitations, this change in how G is calculated makes for a more consistent calculation of each employer's expected claim count. In turn, this is expected to result in more appropriate credibility being assigned to each employer's loss experience.

Note that, unlike the split point, this item does not propose a new G value to go along with the updated methodology. Rather, the G value will be calculated under the new methodology in the state's loss cost/rate filing corresponding to the anticipated effective date provided in the Implementation section of this item.

4. Update the credibility parameters underlying the weight and ballast values.

The proposed credibility parameters underlying the weight and ballast values have been recalibrated to increase equity across employers. All other things being equal, the new credibility parameters would increase credibility for larger risks and decrease credibility for smaller risks. However, because of the interaction of the split point change with the credibility change, the combined impact will vary across states and across employers of difference sizes.

Informational Exhibit 1 contains the proposed updates to the values used in calculating the weight and ballast values.

5. Simplify the D-ratio calculation by removing the classification-level weighting adjustment.

NCCI currently produces D-ratios that vary by classification code. D-ratios are first calculated by hazard group (HG) and then adjusted to reflect a classification's share of indemnity and medical pure premium. While the classification-level adjustment adds complexity to the calculation, NCCI's research found that this adjustment does not add value. As such, this item proposes to eliminate the classification-level adjustment, meaning that the D-ratio will vary only by HG and not by classification code.

IMPACT

No statewide premium impact is anticipated from the changes proposed in this item. The overall average experience rating modification in each state is not expected to be impacted by these changes.

Impacts to experience rating modifications at the individual employer level will vary, and may be offset by changes in loss experience and routine updates to rating values. See Informational Exhibit 3 for details on how experience rating modifications can be expected to change. Experience rating modifications are expected to change by less than +/- 5% for most employers. Informational Exhibit 3 provides details for each state.

Overall, the proposed changes to the experience rating modification calculation are expected to produce Plan performance that is both improved and more comparable across states. Informational Exhibit 4 shows

The enclosed materials are copyrighted materials of the National Council on Compensation Insurance, Inc. ("NCCI"). The use of these materials may be governed by a separate contractual agreement between NCCI and its licensees such as an affiliation agreement between you and NCCI. Unless permitted by NCCI, you may not copy, create derivative works (by way of example, create or supplement your own works, databases, software, publications, manuals, or other materials), display, perform, or use the materials, in whole or in part, in any media. Such actions taken by you, or by your direction, may be in violation of federal copyright and other commercial laws. NCCI does not permit or acquiesce such use of its materials. In the event such use is contemplated or desired, please contact NCCI's Legal Department for permission.

FILING MEMORANDUM

ITEM E-1409—ENHANCEMENT TO NCCI'S EXPERIENCE RATING PLAN METHODOLOGY

how Plan performance improves on a countrywide basis under the enhanced methodology proposed in this item. Ultimately, this update to the Plan is expected to result in overall improved performance of the Plan and increased equity across individual employers.

IMPLEMENTATION

This item will become effective for experience rating modifications with rating effective dates on and after each state's anticipated loss cost/rate filing effective on and after November 1, 2023. For example, this item will become effective for experience rating modifications with rating effective dates on and after January 1, 2024, for states with loss cost/rate filings that have an anticipated January 1, 2024 effective date. Similarly, this item will become effective for experience rating modifications with rating effective dates on and after July 1, 2024, for states with loss cost/rate filings that have an anticipated July 1, 2024 effective date.

Effective Dates by State

The following chart shows the anticipated effective dates for each state:

State	Anticipated Effective Date*
Alabama	March 1, 2024
Alaska	January 1, 2024
Arizona	January 1, 2024
Arkansas	July 1, 2024
Colorado	January 1, 2024
Connecticut	January 1, 2024
District of Columbia	November 1, 2023
Florida	January 1, 2024
Georgia	March 1, 2024
Hawaii	The effective date will be determined upon regulatory approval of the individual carrier's election to adopt this change.
Idaho	January 1, 2024
Illinois	January 1, 2024
Indiana	January 1, 2024
Iowa	January 1, 2024
Kansas	January 1, 2024

The enclosed materials are copyrighted materials of the National Council on Compensation Insurance, Inc. ("NCCI"). The use of these materials may be governed by a separate contractual agreement between NCCI and its licensees such as an affiliation agreement between you and NCCI. Unless permitted by NCCI, you may not copy, create derivative works (by way of example, create or supplement your own works, databases, software, publications, manuals, or other materials), display, perform, or use the materials, in whole or in part, in any media. Such actions taken by you, or by your direction, may be in violation of federal copyright and other commercial laws. NCCI does not permit or acquiesce such use of its materials. In the event such use is contemplated or desired, please contact NCCI's Legal Department for permission.

FILING MEMORANDUM

ITEM E-1409—ENHANCEMENT TO NCCI'S EXPERIENCE RATING PLAN METHODOLOGY

State	Anticipated Effective Date*
Kentucky	January 1, 2024
Louisiana	May 1, 2024
Maine	April 1, 2024
Maryland	January 1, 2024
Mississippi	March 1, 2024
Missouri	January 1, 2024
Montana	July 1, 2024
Nebraska	February 1, 2024
Nevada	March 1, 2024
New Hampshire	January 1, 2024
New Mexico	January 1, 2024
Oklahoma	January 1, 2024
Oregon	January 1, 2024
Rhode Island	August 1, 2024
South Carolina	April 1, 2024
South Dakota	July 1, 2024
Tennessee	March 1, 2024
Texas	July 1, 2024
Utah	January 1, 2024
Vermont	April 1, 2024
Virginia	April 1, 2024
West Virginia	November 1, 2023

* Subject to change, depending on the approved effective date of the loss cost/rate filing if a loss cost/rate filing has been submitted for a state.

The enclosed materials are copyrighted materials of the National Council on Compensation Insurance, Inc. ("NCCI"). The use of these materials may be governed by a separate contractual agreement between NCCI and its licensees such as an affiliation agreement between you and NCCI. Unless permitted by NCCI, you may not copy, create derivative works (by way of example, create or supplement your own works, databases, software, publications, manuals, or other materials), display, perform, or use the materials, in whole or in part, in any media. Such actions taken by you, or by your direction, may be in violation of federal copyright and other commercial laws. NCCI does not permit or acquiesce such use of its materials. In the event such use is contemplated or desired, please contact NCCI's Legal Department for permission.

FILING MEMORANDUM

ITEM E-1409—ENHANCEMENT TO NCCI'S EXPERIENCE RATING PLAN METHODOLOGY

EXHIBIT COMMENTS AND IMPLEMENTATION SUMMARY

Exhibit	Exhibit Comments
Informational Exhibit 1-A	Details the revised weight and ballast formulas applicable in AK, AL, AR, AZ, CT, DC, FL, GA, HI, IA, ID, IL, IN, KS, KY, LA, MD, ME, MO, MS, MT, NE, NH, NM, NV, OK, RI, SC, SD, TN, TX, UT, VA, VT, and WV.
Informational Exhibit 1-B	Details the revised weight and ballast formulas applicable in CO and OR.
Informational Exhibit 2	Details each state's revised primary/excess loss split point.
Informational Exhibit 3	Details the state impact analyses of changes in experience rating modifications.
Informational Exhibit 4	Details countrywide Experience Rating Plan performance.
Informational Exhibit 5	Details how the historical state per claim accident limitation (SAL) values change under the proposed methodology.

The enclosed materials are copyrighted materials of the National Council on Compensation Insurance, Inc. ("NCCI"). The use of these materials may be governed by a separate contractual agreement between NCCI and its licensees such as an affiliation agreement between you and NCCI. Unless permitted by NCCI, you may not copy, create derivative works (by way of example, create or supplement your own works, databases, software, publications, manuals, or other materials), display, perform, or use the materials, in whole or in part, in any media. Such actions taken by you, or by your direction, may be in violation of federal copyright and other commercial laws. NCCI does not permit or acquiesce such use of its materials. In the event such use is contemplated or desired, please contact NCCI's Legal Department for permission.

ITEM E-1409—ENHANCEMENT TO NCCI’S EXPERIENCE RATING PLAN METHODOLOGY

**INFORMATIONAL EXHIBIT 1-A
PROPOSED WEIGHT AND BALLAST FORMULAS**

(Applies in: AK, AL, AR, AZ, CT, DC, FL, GA, HI, IA, ID, IL, IN, KS, KY, LA, MD, ME, MO, MS, MT, NE, NH, NM, NV, OK, RI, SC, SD, TN, TX, UT, VA, VT, WV)

The W and B values for each jurisdiction are currently determined by the following formulas:

$$B = E \left(\frac{0.1 \frac{E}{G} + 2,750}{\frac{E}{G} + 700} \right),$$

where B is bounded below by $2,500G$.

E is the employer’s total expected losses and G is the state average severity.

$$W = \frac{E + B}{E + C},$$

where

$$C = E \left(\frac{0.375 \frac{E}{G} + 150,000}{\frac{E}{G} + 5,100} \right)$$

and C is bounded below by $60,000G$.

This filing proposes to update the formulas to be:

$$B = E \left(\frac{0.056 \frac{E}{G} + 2,910}{\frac{E}{G} + 600} \right),$$

where B is bounded below by $4,600G$.

$$W = \frac{E + B}{E + C},$$

where

$$C = E \left(\frac{0.205 \frac{E}{G} + 130,000}{\frac{E}{G} + 4,500} \right)$$

and C is bounded below by $33,000G$.

These values are proposed to be the same for all jurisdictions, regardless of whether medical-only losses are reduced by 70%. Note that under the proposed formulas, G is the state **limited** average severity.

ITEM E-1409—ENHANCEMENT TO NCCI'S EXPERIENCE RATING PLAN METHODOLOGY

**INFORMATIONAL EXHIBIT 2
PROPOSED SPLIT POINT
NORTH CAROLINA**

A primary/excess loss split point of \$25,000 is proposed to be effective April 1, 2024.

ITEM E-1409—ENHANCEMENT TO NCCI'S EXPERIENCE RATING PLAN METHODOLOGY

**INFORMATIONAL EXHIBIT 4
EXPERIENCE RATING PLAN PERFORMANCE COMPARISON**

The chart below demonstrates performance of the Experience Rating Plan (Plan) under both the current and proposed methodology using NCCI's standard quintile test, which can be interpreted as follows:

- Employers are placed into one of five groups (quintiles) based on their experience rating modification (mod), with the employers on the left receiving the lowest mods and the employers on the right receiving the highest mods.
- While the mod is generally based on the experience from the three most recent policies reported in accordance with NCCI's *Statistical Plan for Workers Compensation and Employers Liability Insurance*, this chart is showing the experience that actually emerged from the policy that the mod applies to. For example, a mod effective January 1, 2018 will generally be based on experience from 2014–2016 and applies to policies effective in 2018.
- The five groups on the top half of this chart are shown **before** the application of the mod. The five groups on the bottom half of this chart are shown **after** the application of the mod.
- The top half of this chart reveals that the Plan was generally able to identify the better-than-average and worse-than-average employers. This is because the employers receiving the lowest mods subsequently had the best experience. Likewise, the employers receiving the highest mods subsequently had the worst experience.
- If the Plan were performing at an optimal level, the loss ratios shown on the bottom half of this chart would be 100% for all five groups. Under the current Plan, the loss ratio for the left-most group is notably less than 100%. Under the proposed Plan, this group's loss ratio is corrected to 100%. Additionally, all but the third group's loss ratio are closer to 100%.
- One metric for measuring Plan performance, the quintile test statistic, is calculated as follows:

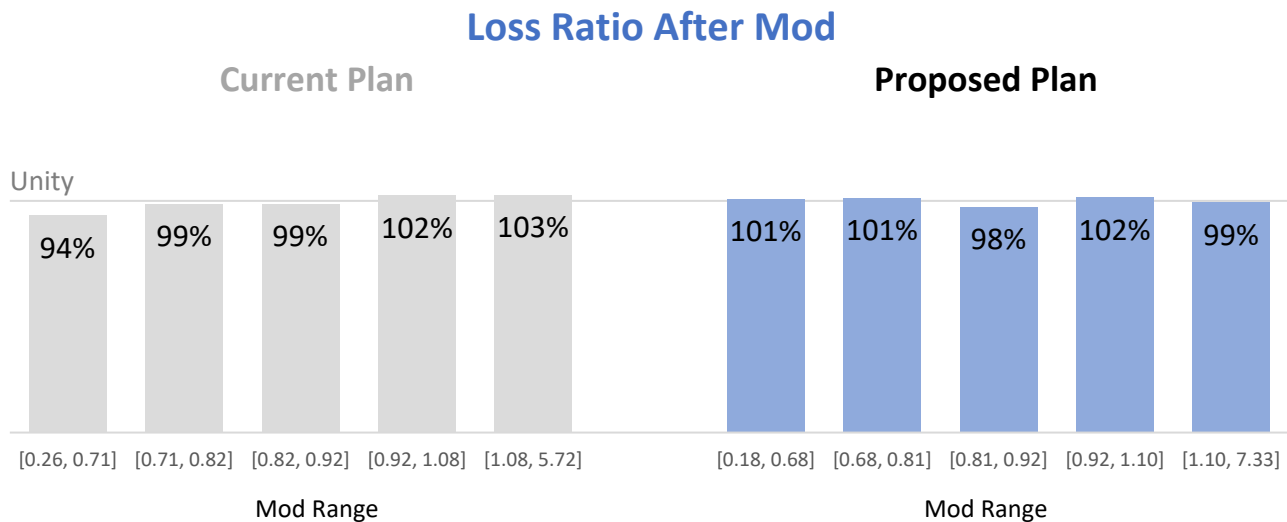
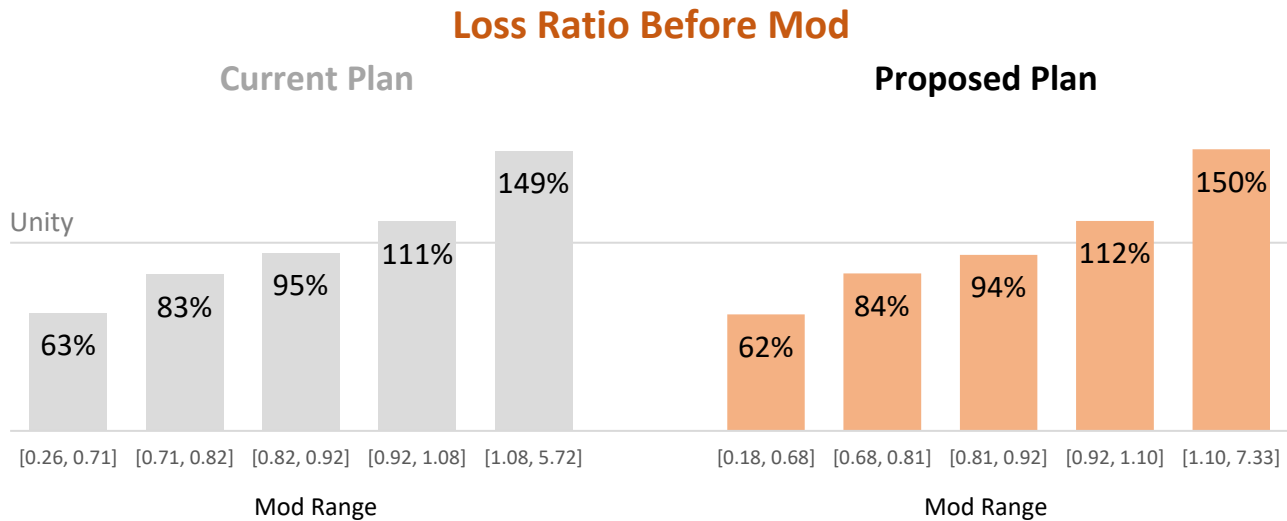
$$\text{Quintile metric} = \frac{\sum_{n=1}^5 [LR_i^{After} - 1]^2}{\sum_{n=1}^5 [LR_i^{Before} - 1]^2}, \quad \text{where: } LR_i^{After} \text{ is the loss ratio after the application of the mod for quintile } i, \text{ and } LR_i^{Before} \text{ is the loss ratio before the application of the mod for quintile } i.$$

The proposed Plan scores **0.003**, an improvement over the current Plan's score of **0.013**.

ITEM E-1409—ENHANCEMENT TO NCCI'S EXPERIENCE RATING PLAN METHODOLOGY

**INFORMATIONAL EXHIBIT 4 (CONT'D)
EXPERIENCE RATING PLAN PERFORMANCE COMPARISON**

These charts show the quintiles test on all rated employers for both the current Plan and the proposed Plan.



Reflects ratings effective 1/1/2016 through 12/31/2018.

Quintiles are weighted by rating period expected losses (pure premium).

Loss ratios reflect limited losses and are normalized by state and rating year.

Jurisdictions included: AK, AL, AR, AZ, CO, CT, DC, FL, GA, HI, IA, ID, IL, IN, KS, KY, LA, MA*, MD, ME, MN*, MO, MS, MT, NC*, NE, NH, NM, NV, OK, OR, RI, SC, SD, TN, UT, VA, VT, WI*, WV.

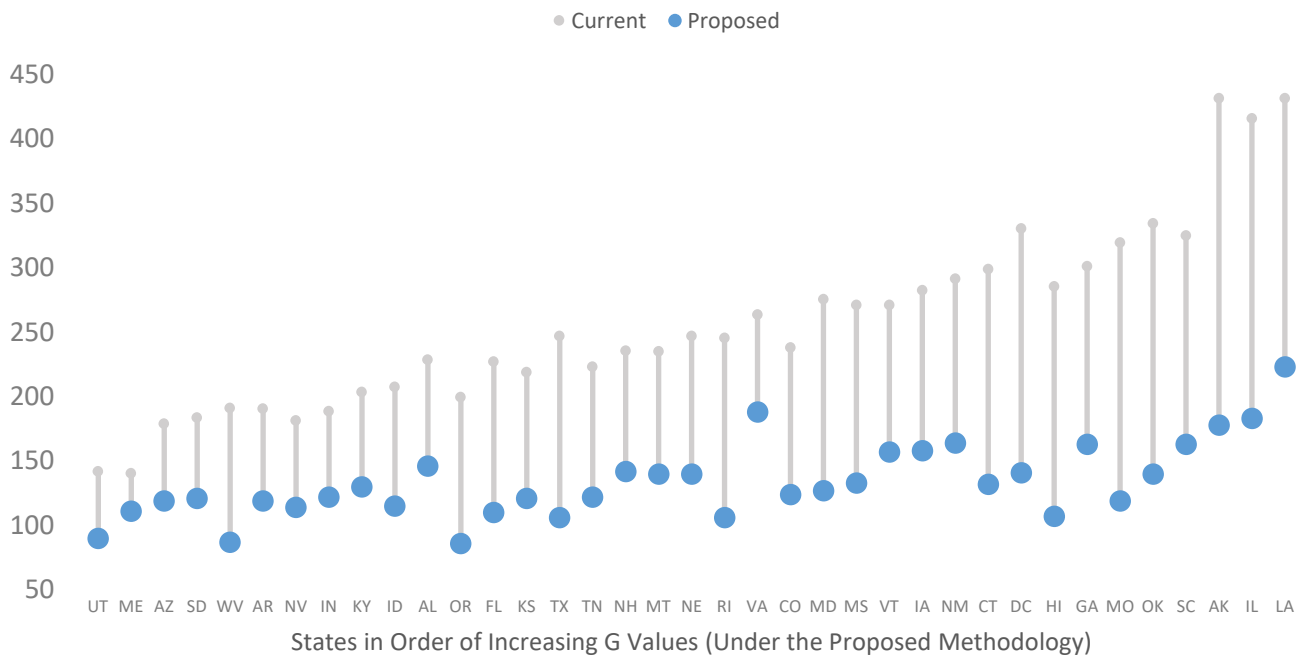
* Included only for interstate ratings. Quintile loss ratios do not include MA, MN, and WI.

ITEM E-1409—ENHANCEMENT TO NCCI'S EXPERIENCE RATING PLAN METHODOLOGY

**INFORMATIONAL EXHIBIT 5
STATE PER CLAIM ACCIDENT LIMITATION (SAL) COMPARISON**

This chart shows how the historical SALs for 2018 differ under the current and proposed methodologies.

State per Claim Accident Limitation (\$ thousands)



Reflects the SAL applicable to ratings effective 1/1/2018.

Disclaimer

This product is composed of actuarial judgment and proprietary information of the National Council on Compensation Insurance, Inc. ("NCCI") and is protected by copyright and other intellectual property laws. No further use, dissemination, sale, assignment, reproduction, preparation of derivative works, or other disposition of this product or any part thereof may be made without the prior written consent of NCCI.

This product is furnished "As Is" and includes data and information available at the time of publication only. NCCI makes no representations or warranties of any kind relating to this product, and expressly disclaims any and all express, statutory, or implied warranties including the implied warranty of merchantability and fitness for a particular purpose. No employee or agent of NCCI or its affiliates is authorized to make warranties of any kind regarding this product. Additionally, you assume responsibility for the use of, and for any and all results, conclusions, analyses, or decisions developed, derived or obtained as a result of your use of this product and NCCI does not endorse, approve, or otherwise acquiesce in your actions, results, analyses, or decisions, nor shall NCCI have any liability thereto.

Purpose

This file contains experience rating values that were restated using historical data to reflect the methodology proposed under Item E-1409, which enhances NCCI's Experience Rating Plan. These values are intended for use in calculating experience rating modification factors (mods) reflecting the changes proposed in Item E-1409. The rating values are organized by state and effective date of the relevant loss cost/rate and rating values filing.

Time Frame

The provided rating values correspond to Rating Years 2016, 2017, and 2018—those used in NCCI's recent experience rating research. A rating year is composed of mods with a rating effective date in that calendar year. For example, Rating Year 2018 consists of mods with rating effective dates spanning January 1, 2018 to December 31, 2018. Because the mod is based on the latest approved rating values as of the rating effective date, values from the latest filing prior to 2016 are required for states without an approved filing effective on January 1, 2016 to capture the entirety of Rating Year 2016.

Rating Year 2018 is the most recent year included in NCCI's recent experience rating research because it was the latest available year for which the loss experience arising from the policy to which the mod applies was available. This loss experience is necessary for evaluating performance of the plan.

Jurisdictions

This file contains rating values for North Carolina.

Values Provided

The worksheet **Credibility** contains the proposed formulas for the Weight and Ballast.

The worksheet **State Values** contains the following values, restated to reflect the methodology proposed under Item E-1409:

SAL: State per claim accident limitation (SAL)
G_VALUE: G value
SPLIT_PT: Primary/excess loss split point

The worksheet **State and Class Values** contains the following values, restated to reflect the methodology proposed under Item E-1409:

ELR: Expected Loss Rate (ELR)
D_RATIO: Discount Ratio (D-ratio)

Calculation of Values

The following adjustments were incorporated in the calculation of the restated rating values:

SAL

- Reflects the methodology proposed in Item E-1409

G_VALUE:

- Reflects the restated SAL for that filing
- Reflects the methodology proposed in Item E-1409

SPLIT_PT

- Reflects the restated SAL for that filing
- Reflects the methodology proposed in Item E-1409
- The split point for the most recent provided filing is the basis for the split point proposed in Item E-1409 (prior to trending)

ELR

- Reflects the restated SAL for that filing
- Reflects the updated hazard group assignment changes as detailed in the approved Item Filing B-1442

D_RATIO

- Reflects the restated SAL for that filing
- Reflects the restated split point for that filing
- Reflects the updated hazard group assignments as detailed in the approved Item Filing B-1442
- Reflects the methodology proposed in Item E-1409

Additional Notes

The following are omitted from the worksheet **State and Class Values**:

- A-rated codes
- F-class codes
- Foundry codes
- Codes not subject to experience rating
- Codes without a valid ELR and D-ratio
- Codes with multiple ELRs in effect simultaneously

For instructions on calculating the mod, see the *Experience Rating Plan Manual*.

Item E-1409 proposes to update the formulas for the Weight (W) and Ballast (B) used in the mod calculation to be:

$$B = E \left(\frac{0.056 \frac{E}{G} + 2,910}{\frac{E}{G} + 600} \right),$$

Where B is bounded below by $4,600G$.

E is the employer's total expected losses.

$$W = \frac{E + B}{E + C},$$

where

$$C = E \left(\frac{0.205 \frac{E}{G} + 130,000}{\frac{E}{G} + 4,500} \right)$$

and C is bounded below by $33,000G$.

These values are proposed to be the same for all jurisdictions, regardless of whether medical-only losses are reduced by 70%.

Refer to the ***Experience Rating Plan Manual*** for instructions on the calculation of W and B for interstate risks.

ST_ABBR	FLNG_EFF_DT	SAL	G_VALUE	SPLIT_PT
NC	4/1/2015	192,000	9.5	24,700
NC	4/1/2016	188,000	9.6	24,300
NC	4/1/2017	183,000	9.6	23,800
NC	4/1/2018	178,000	9.5	23,200

ST_ABBR	FLNG_EFF_DT	CLASS_CD	ELR	D_RATIO
NC	4/1/2015	0005	1.96	0.44
NC	4/1/2015	0008	1.69	0.44
NC	4/1/2015	0016	4.89	0.37
NC	4/1/2015	0034	2.90	0.40
NC	4/1/2015	0035	1.82	0.40
NC	4/1/2015	0036	3.20	0.44
NC	4/1/2015	0037	2.74	0.37
NC	4/1/2015	0042	3.54	0.40
NC	4/1/2015	0050	4.43	0.37
NC	4/1/2015	0079	2.80	0.40
NC	4/1/2015	0083	2.87	0.40
NC	4/1/2015	0106	13.68	0.33
NC	4/1/2015	0113	4.05	0.44
NC	4/1/2015	0170	2.53	0.44
NC	4/1/2015	0251	3.32	0.40
NC	4/1/2015	0400	5.10	0.40
NC	4/1/2015	0401	5.75	0.33
NC	4/1/2015	0908	99.02	0.40
NC	4/1/2015	0913	385.01	0.40
NC	4/1/2015	0917	4.26	0.46
NC	4/1/2015	1005	3.96	0.33
NC	4/1/2015	1164	4.09	0.33
NC	4/1/2015	1165	2.44	0.33
NC	4/1/2015	1320	1.55	0.33
NC	4/1/2015	1322	5.84	0.33
NC	4/1/2015	1430	5.19	0.37
NC	4/1/2015	1438	2.86	0.37
NC	4/1/2015	1452	1.97	0.37
NC	4/1/2015	1463	5.10	0.33
NC	4/1/2015	1470	2.56	0.37
NC	4/1/2015	1473	1.19	0.37
NC	4/1/2015	1474	1.51	0.37
NC	4/1/2015	1624	2.00	0.33
NC	4/1/2015	1642	1.83	0.37
NC	4/1/2015	1654	15.17	0.37
NC	4/1/2015	1655	2.44	0.37
NC	4/1/2015	1699	2.71	0.37
NC	4/1/2015	1701	3.81	0.33
NC	4/1/2015	1710	3.75	0.37
NC	4/1/2015	1741	1.38	0.33
NC	4/1/2015	1747	1.36	0.37
NC	4/1/2015	1748	2.33	0.37
NC	4/1/2015	1803	4.93	0.37
NC	4/1/2015	1852	1.34	0.33
NC	4/1/2015	1853	0.92	0.40
NC	4/1/2015	1860	1.59	0.46

NC	4/1/2015	1924	1.83	0.44
NC	4/1/2015	1925	2.46	0.40
NC	4/1/2015	2001	2.47	0.46
NC	4/1/2015	2002	1.72	0.44
NC	4/1/2015	2003	2.47	0.40
NC	4/1/2015	2014	3.13	0.37
NC	4/1/2015	2016	1.36	0.44
NC	4/1/2015	2021	1.49	0.40
NC	4/1/2015	2039	1.86	0.44
NC	4/1/2015	2041	2.46	0.44
NC	4/1/2015	2065	2.76	0.40
NC	4/1/2015	2070	3.89	0.40
NC	4/1/2015	2081	2.07	0.46
NC	4/1/2015	2089	2.15	0.44
NC	4/1/2015	2095	3.27	0.40
NC	4/1/2015	2105	2.39	0.46
NC	4/1/2015	2110	1.59	0.44
NC	4/1/2015	2111	3.82	0.44
NC	4/1/2015	2112	2.23	0.44
NC	4/1/2015	2114	1.38	0.46
NC	4/1/2015	2121	1.09	0.46
NC	4/1/2015	2130	1.61	0.40
NC	4/1/2015	2131	1.79	0.44
NC	4/1/2015	2143	1.95	0.46
NC	4/1/2015	2157	3.44	0.44
NC	4/1/2015	2172	1.34	0.37
NC	4/1/2015	2174	2.56	0.44
NC	4/1/2015	2211	6.15	0.37
NC	4/1/2015	2220	2.06	0.40
NC	4/1/2015	2286	1.15	0.46
NC	4/1/2015	2288	3.24	0.44
NC	4/1/2015	2300	2.16	0.49
NC	4/1/2015	2302	1.35	0.40
NC	4/1/2015	2305	1.82	0.37
NC	4/1/2015	2361	1.59	0.40
NC	4/1/2015	2362	1.21	0.44
NC	4/1/2015	2380	1.78	0.44
NC	4/1/2015	2386	0.99	0.46
NC	4/1/2015	2388	1.65	0.46
NC	4/1/2015	2402	1.62	0.37
NC	4/1/2015	2413	1.80	0.40
NC	4/1/2015	2416	1.85	0.44
NC	4/1/2015	2417	1.19	0.44
NC	4/1/2015	2501	1.75	0.44
NC	4/1/2015	2503	1.02	0.44
NC	4/1/2015	2534	1.56	0.46
NC	4/1/2015	2570	3.78	0.44

NC	4/1/2015	2585	2.80	0.40
NC	4/1/2015	2586	2.17	0.44
NC	4/1/2015	2587	2.70	0.44
NC	4/1/2015	2589	1.45	0.40
NC	4/1/2015	2600	1.76	0.44
NC	4/1/2015	2623	3.71	0.37
NC	4/1/2015	2651	1.48	0.44
NC	4/1/2015	2660	2.05	0.46
NC	4/1/2015	2670	1.19	0.49
NC	4/1/2015	2683	1.04	0.46
NC	4/1/2015	2688	2.34	0.44
NC	4/1/2015	2702	11.28	0.33
NC	4/1/2015	2705	38.06	0.33
NC	4/1/2015	2706	7.19	0.33
NC	4/1/2015	2709	6.72	0.33
NC	4/1/2015	2710	5.87	0.37
NC	4/1/2015	2714	3.14	0.44
NC	4/1/2015	2727	4.79	0.33
NC	4/1/2015	2731	2.80	0.44
NC	4/1/2015	2735	3.31	0.44
NC	4/1/2015	2759	4.15	0.44
NC	4/1/2015	2790	1.43	0.46
NC	4/1/2015	2791	1.79	0.49
NC	4/1/2015	2797	4.94	0.46
NC	4/1/2015	2799	2.50	0.40
NC	4/1/2015	2802	3.52	0.40
NC	4/1/2015	2812	2.80	0.44
NC	4/1/2015	2835	2.15	0.46
NC	4/1/2015	2836	1.61	0.46
NC	4/1/2015	2841	2.76	0.44
NC	4/1/2015	2881	2.60	0.46
NC	4/1/2015	2883	2.80	0.44
NC	4/1/2015	2913	2.07	0.49
NC	4/1/2015	2915	1.53	0.37
NC	4/1/2015	2916	1.82	0.37
NC	4/1/2015	2923	1.62	0.46
NC	4/1/2015	2942	1.72	0.49
NC	4/1/2015	2960	2.91	0.40
NC	4/1/2015	3004	0.98	0.33
NC	4/1/2015	3018	1.90	0.33
NC	4/1/2015	3022	5.36	0.44
NC	4/1/2015	3027	1.46	0.37
NC	4/1/2015	3028	1.89	0.37
NC	4/1/2015	3030	3.72	0.37
NC	4/1/2015	3040	4.12	0.40
NC	4/1/2015	3041	3.67	0.40
NC	4/1/2015	3042	2.86	0.40

NC	4/1/2015	3064	3.68	0.40
NC	4/1/2015	3069	2.56	0.37
NC	4/1/2015	3076	2.56	0.44
NC	4/1/2015	3081	2.98	0.40
NC	4/1/2015	3082	2.46	0.37
NC	4/1/2015	3085	3.49	0.40
NC	4/1/2015	3110	3.69	0.40
NC	4/1/2015	3111	1.95	0.44
NC	4/1/2015	3113	1.46	0.40
NC	4/1/2015	3114	2.06	0.40
NC	4/1/2015	3118	1.56	0.46
NC	4/1/2015	3119	0.71	0.49
NC	4/1/2015	3122	1.51	0.46
NC	4/1/2015	3126	2.05	0.40
NC	4/1/2015	3131	0.92	0.40
NC	4/1/2015	3132	2.29	0.44
NC	4/1/2015	3145	1.49	0.40
NC	4/1/2015	3146	1.55	0.40
NC	4/1/2015	3169	2.87	0.44
NC	4/1/2015	3175	3.03	0.44
NC	4/1/2015	3179	1.26	0.44
NC	4/1/2015	3180	1.39	0.44
NC	4/1/2015	3188	0.97	0.40
NC	4/1/2015	3220	1.51	0.40
NC	4/1/2015	3223	2.34	0.49
NC	4/1/2015	3224	2.56	0.46
NC	4/1/2015	3227	2.32	0.44
NC	4/1/2015	3240	2.09	0.46
NC	4/1/2015	3241	2.26	0.44
NC	4/1/2015	3255	1.73	0.46
NC	4/1/2015	3257	2.40	0.44
NC	4/1/2015	3270	2.16	0.44
NC	4/1/2015	3300	2.60	0.46
NC	4/1/2015	3303	2.34	0.44
NC	4/1/2015	3307	2.91	0.40
NC	4/1/2015	3315	3.14	0.44
NC	4/1/2015	3334	3.04	0.40
NC	4/1/2015	3336	2.10	0.40
NC	4/1/2015	3365	4.42	0.33
NC	4/1/2015	3372	2.76	0.40
NC	4/1/2015	3373	3.47	0.44
NC	4/1/2015	3383	0.80	0.44
NC	4/1/2015	3385	0.68	0.44
NC	4/1/2015	3400	2.27	0.44
NC	4/1/2015	3507	1.68	0.40
NC	4/1/2015	3515	1.21	0.40
NC	4/1/2015	3516	1.01	0.46

NC	4/1/2015	3548	1.12	0.44
NC	4/1/2015	3559	1.59	0.40
NC	4/1/2015	3574	0.55	0.44
NC	4/1/2015	3581	1.05	0.44
NC	4/1/2015	3612	1.63	0.40
NC	4/1/2015	3620	4.02	0.37
NC	4/1/2015	3629	1.26	0.40
NC	4/1/2015	3632	2.12	0.40
NC	4/1/2015	3634	1.18	0.40
NC	4/1/2015	3635	1.61	0.40
NC	4/1/2015	3638	0.99	0.44
NC	4/1/2015	3642	0.90	0.44
NC	4/1/2015	3643	1.16	0.37
NC	4/1/2015	3647	1.49	0.40
NC	4/1/2015	3648	1.09	0.46
NC	4/1/2015	3681	0.67	0.44
NC	4/1/2015	3685	0.85	0.44
NC	4/1/2015	3719	0.85	0.33
NC	4/1/2015	3724	2.30	0.33
NC	4/1/2015	3726	3.57	0.33
NC	4/1/2015	3803	1.90	0.44
NC	4/1/2015	3807	1.32	0.44
NC	4/1/2015	3808	2.36	0.40
NC	4/1/2015	3821	3.72	0.37
NC	4/1/2015	3822	3.57	0.44
NC	4/1/2015	3824	2.95	0.44
NC	4/1/2015	3826	0.57	0.40
NC	4/1/2015	3827	1.32	0.44
NC	4/1/2015	3830	0.88	0.40
NC	4/1/2015	3851	2.90	0.44
NC	4/1/2015	3865	1.59	0.46
NC	4/1/2015	3881	2.91	0.40
NC	4/1/2015	4000	2.86	0.33
NC	4/1/2015	4021	3.42	0.40
NC	4/1/2015	4024	2.12	0.37
NC	4/1/2015	4034	3.58	0.37
NC	4/1/2015	4036	1.48	0.37
NC	4/1/2015	4038	1.99	0.46
NC	4/1/2015	4053	1.58	0.44
NC	4/1/2015	4061	2.50	0.46
NC	4/1/2015	4062	1.55	0.40
NC	4/1/2015	4101	2.07	0.40
NC	4/1/2015	4109	0.41	0.44
NC	4/1/2015	4110	0.92	0.44
NC	4/1/2015	4111	1.18	0.44
NC	4/1/2015	4112	0.92	0.44
NC	4/1/2015	4113	1.51	0.44

NC	4/1/2015	4114	3.25	0.40
NC	4/1/2015	4130	2.81	0.44
NC	4/1/2015	4131	3.37	0.44
NC	4/1/2015	4133	1.78	0.46
NC	4/1/2015	4149	0.38	0.46
NC	4/1/2015	4150	0.38	0.49
NC	4/1/2015	4206	2.13	0.44
NC	4/1/2015	4207	0.82	0.33
NC	4/1/2015	4239	1.79	0.33
NC	4/1/2015	4240	1.80	0.46
NC	4/1/2015	4243	1.34	0.40
NC	4/1/2015	4244	1.26	0.37
NC	4/1/2015	4250	1.34	0.40
NC	4/1/2015	4251	1.61	0.44
NC	4/1/2015	4263	2.63	0.40
NC	4/1/2015	4273	1.88	0.40
NC	4/1/2015	4279	1.51	0.37
NC	4/1/2015	4282	2.13	0.46
NC	4/1/2015	4283	1.76	0.44
NC	4/1/2015	4299	1.46	0.40
NC	4/1/2015	4301	0.94	0.46
NC	4/1/2015	4304	3.01	0.40
NC	4/1/2015	4307	1.31	0.46
NC	4/1/2015	4351	0.95	0.44
NC	4/1/2015	4352	1.01	0.44
NC	4/1/2015	4360	1.16	0.46
NC	4/1/2015	4361	0.84	0.44
NC	4/1/2015	4362	1.16	0.44
NC	4/1/2015	4410	2.67	0.44
NC	4/1/2015	4417	1.76	0.46
NC	4/1/2015	4420	4.93	0.33
NC	4/1/2015	4431	1.05	0.46
NC	4/1/2015	4432	0.97	0.46
NC	4/1/2015	4439	1.34	0.40
NC	4/1/2015	4452	2.22	0.40
NC	4/1/2015	4459	1.80	0.37
NC	4/1/2015	4470	1.51	0.40
NC	4/1/2015	4484	1.80	0.44
NC	4/1/2015	4493	1.63	0.40
NC	4/1/2015	4511	0.31	0.40
NC	4/1/2015	4557	1.68	0.37
NC	4/1/2015	4558	0.98	0.40
NC	4/1/2015	4561	1.34	0.44
NC	4/1/2015	4568	1.51	0.37
NC	4/1/2015	4581	0.50	0.33
NC	4/1/2015	4583	3.54	0.33
NC	4/1/2015	4611	0.50	0.44

NC	4/1/2015	4635	1.80	0.33
NC	4/1/2015	4653	1.72	0.44
NC	4/1/2015	4665	5.01	0.37
NC	4/1/2015	4670	3.99	0.37
NC	4/1/2015	4683	2.50	0.40
NC	4/1/2015	4686	1.32	0.37
NC	4/1/2015	4692	0.40	0.44
NC	4/1/2015	4693	0.65	0.44
NC	4/1/2015	4703	1.53	0.40
NC	4/1/2015	4717	1.73	0.46
NC	4/1/2015	4720	1.25	0.40
NC	4/1/2015	4740	1.25	0.33
NC	4/1/2015	4741	1.49	0.40
NC	4/1/2015	4751	2.37	0.37
NC	4/1/2015	4771	1.59	0.33
NC	4/1/2015	4777	3.57	0.33
NC	4/1/2015	4825	0.65	0.37
NC	4/1/2015	4828	1.08	0.33
NC	4/1/2015	4829	1.05	0.33
NC	4/1/2015	4902	2.54	0.44
NC	4/1/2015	4923	0.80	0.40
NC	4/1/2015	5020	4.48	0.33
NC	4/1/2015	5022	3.99	0.33
NC	4/1/2015	5037	12.43	0.33
NC	4/1/2015	5040	6.45	0.33
NC	4/1/2015	5057	4.97	0.33
NC	4/1/2015	5059	11.66	0.33
NC	4/1/2015	5069	12.83	0.33
NC	4/1/2015	5102	3.82	0.33
NC	4/1/2015	5146	4.18	0.37
NC	4/1/2015	5160	1.99	0.33
NC	4/1/2015	5183	3.00	0.33
NC	4/1/2015	5188	3.69	0.33
NC	4/1/2015	5190	2.94	0.33
NC	4/1/2015	5191	0.47	0.37
NC	4/1/2015	5192	2.77	0.40
NC	4/1/2015	5213	4.23	0.33
NC	4/1/2015	5215	2.83	0.37
NC	4/1/2015	5221	2.78	0.33
NC	4/1/2015	5222	6.46	0.33
NC	4/1/2015	5223	3.01	0.37
NC	4/1/2015	5348	3.42	0.37
NC	4/1/2015	5402	3.78	0.44
NC	4/1/2015	5403	4.28	0.33
NC	4/1/2015	5437	3.85	0.33
NC	4/1/2015	5443	3.30	0.40
NC	4/1/2015	5445	5.19	0.33

NC	4/1/2015	5462	4.25	0.37
NC	4/1/2015	5472	2.66	0.33
NC	4/1/2015	5473	6.34	0.33
NC	4/1/2015	5474	3.88	0.33
NC	4/1/2015	5478	2.33	0.33
NC	4/1/2015	5479	4.93	0.37
NC	4/1/2015	5480	3.71	0.33
NC	4/1/2015	5491	1.78	0.33
NC	4/1/2015	5506	3.92	0.33
NC	4/1/2015	5507	2.95	0.33
NC	4/1/2015	5508	9.02	0.37
NC	4/1/2015	5535	4.62	0.33
NC	4/1/2015	5537	3.96	0.37
NC	4/1/2015	5538	3.86	0.37
NC	4/1/2015	5551	10.23	0.33
NC	4/1/2015	5606	0.95	0.33
NC	4/1/2015	5610	4.66	0.37
NC	4/1/2015	5645	8.54	0.33
NC	4/1/2015	5651	8.54	0.33
NC	4/1/2015	5703	12.35	0.37
NC	4/1/2015	5705	12.17	0.37
NC	4/1/2015	5951	0.28	0.44
NC	4/1/2015	6003	5.43	0.33
NC	4/1/2015	6005	4.09	0.37
NC	4/1/2015	6017	3.51	0.37
NC	4/1/2015	6018	2.49	0.37
NC	4/1/2015	6045	2.64	0.37
NC	4/1/2015	6204	7.16	0.33
NC	4/1/2015	6206	2.44	0.33
NC	4/1/2015	6213	1.56	0.33
NC	4/1/2015	6214	1.97	0.33
NC	4/1/2015	6216	4.40	0.33
NC	4/1/2015	6217	3.79	0.33
NC	4/1/2015	6229	2.86	0.37
NC	4/1/2015	6233	2.20	0.33
NC	4/1/2015	6235	4.48	0.33
NC	4/1/2015	6236	8.50	0.37
NC	4/1/2015	6237	1.25	0.33
NC	4/1/2015	6251	5.53	0.33
NC	4/1/2015	6252	3.14	0.33
NC	4/1/2015	6260	3.15	0.33
NC	4/1/2015	6306	3.58	0.33
NC	4/1/2015	6319	3.57	0.33
NC	4/1/2015	6325	3.45	0.33
NC	4/1/2015	6400	4.18	0.37
NC	4/1/2015	6503	1.65	0.44
NC	4/1/2015	6504	1.88	0.44

NC	4/1/2015	6702	3.84	0.37
NC	4/1/2015	6703	10.64	0.37
NC	4/1/2015	6704	4.26	0.37
NC	4/1/2015	6801	1.53	0.37
NC	4/1/2015	6811	5.50	0.37
NC	4/1/2015	6824	4.19	0.37
NC	4/1/2015	6826	2.40	0.37
NC	4/1/2015	6834	2.37	0.44
NC	4/1/2015	6836	3.51	0.40
NC	4/1/2015	6843	5.06	0.33
NC	4/1/2015	6845	4.57	0.33
NC	4/1/2015	6854	3.05	0.33
NC	4/1/2015	6872	4.87	0.33
NC	4/1/2015	6874	7.93	0.33
NC	4/1/2015	6882	3.01	0.33
NC	4/1/2015	6884	4.18	0.33
NC	4/1/2015	7016	1.79	0.33
NC	4/1/2015	7024	1.99	0.33
NC	4/1/2015	7038	3.03	0.33
NC	4/1/2015	7046	3.86	0.33
NC	4/1/2015	7047	5.27	0.33
NC	4/1/2015	7050	7.06	0.33
NC	4/1/2015	7090	3.35	0.33
NC	4/1/2015	7098	4.30	0.33
NC	4/1/2015	7099	7.67	0.33
NC	4/1/2015	7133	3.31	0.33
NC	4/1/2015	7151	4.02	0.33
NC	4/1/2015	7152	8.34	0.33
NC	4/1/2015	7153	4.48	0.33
NC	4/1/2015	7222	5.20	0.33
NC	4/1/2015	7228	5.23	0.37
NC	4/1/2015	7229	7.10	0.33
NC	4/1/2015	7230	7.17	0.40
NC	4/1/2015	7231	6.39	0.40
NC	4/1/2015	7232	6.78	0.33
NC	4/1/2015	7309	6.66	0.33
NC	4/1/2015	7313	1.43	0.33
NC	4/1/2015	7317	4.38	0.33
NC	4/1/2015	7323	1.92	0.33
NC	4/1/2015	7327	6.31	0.33
NC	4/1/2015	7333	2.67	0.33
NC	4/1/2015	7335	2.98	0.33
NC	4/1/2015	7337	5.90	0.33
NC	4/1/2015	7350	4.82	0.33
NC	4/1/2015	7360	3.24	0.37
NC	4/1/2015	7370	5.07	0.44
NC	4/1/2015	7380	3.41	0.37

NC	4/1/2015	7382	4.32	0.40
NC	4/1/2015	7390	4.12	0.44
NC	4/1/2015	7394	3.03	0.33
NC	4/1/2015	7395	3.37	0.33
NC	4/1/2015	7398	9.39	0.33
NC	4/1/2015	7402	0.13	0.44
NC	4/1/2015	7403	3.85	0.44
NC	4/1/2015	7405	1.62	0.44
NC	4/1/2015	7420	8.95	0.33
NC	4/1/2015	7421	0.90	0.37
NC	4/1/2015	7422	1.36	0.33
NC	4/1/2015	7425	2.09	0.33
NC	4/1/2015	7431	1.05	0.33
NC	4/1/2015	7502	1.92	0.37
NC	4/1/2015	7515	0.81	0.33
NC	4/1/2015	7520	2.56	0.40
NC	4/1/2015	7529	9.15	0.33
NC	4/1/2015	7538	6.44	0.33
NC	4/1/2015	7539	1.43	0.33
NC	4/1/2015	7540	3.41	0.33
NC	4/1/2015	7580	2.37	0.37
NC	4/1/2015	7590	3.41	0.37
NC	4/1/2015	7600	3.91	0.37
NC	4/1/2015	7601	3.91	0.33
NC	4/1/2015	7605	1.58	0.33
NC	4/1/2015	7610	0.38	0.37
NC	4/1/2015	7611	3.91	0.37
NC	4/1/2015	7612	3.91	0.37
NC	4/1/2015	7613	3.91	0.37
NC	4/1/2015	7704	3.37	0.33
NC	4/1/2015	7705	6.86	0.40
NC	4/1/2015	7710	3.37	0.33
NC	4/1/2015	7711	3.37	0.33
NC	4/1/2015	7720	1.66	0.37
NC	4/1/2015	7723	2.03	0.33
NC	4/1/2015	7855	3.15	0.37
NC	4/1/2015	8001	2.15	0.44
NC	4/1/2015	8002	1.56	0.44
NC	4/1/2015	8006	2.64	0.46
NC	4/1/2015	8008	1.18	0.46
NC	4/1/2015	8010	1.08	0.44
NC	4/1/2015	8013	0.36	0.40
NC	4/1/2015	8015	0.63	0.40
NC	4/1/2015	8017	1.41	0.46
NC	4/1/2015	8018	1.79	0.44
NC	4/1/2015	8021	1.88	0.44
NC	4/1/2015	8031	2.67	0.44

NC	4/1/2015	8032	1.49	0.44
NC	4/1/2015	8033	1.59	0.46
NC	4/1/2015	8037	1.39	0.49
NC	4/1/2015	8039	2.02	0.46
NC	4/1/2015	8044	2.76	0.44
NC	4/1/2015	8045	0.41	0.44
NC	4/1/2015	8046	2.15	0.44
NC	4/1/2015	8047	0.78	0.44
NC	4/1/2015	8058	2.50	0.44
NC	4/1/2015	8072	0.60	0.46
NC	4/1/2015	8102	1.08	0.44
NC	4/1/2015	8103	2.02	0.40
NC	4/1/2015	8105	1.95	0.46
NC	4/1/2015	8106	2.98	0.37
NC	4/1/2015	8107	2.47	0.33
NC	4/1/2015	8111	1.59	0.40
NC	4/1/2015	8116	2.24	0.40
NC	4/1/2015	8203	5.00	0.40
NC	4/1/2015	8204	2.16	0.40
NC	4/1/2015	8209	2.51	0.44
NC	4/1/2015	8215	2.40	0.37
NC	4/1/2015	8227	2.97	0.33
NC	4/1/2015	8232	3.03	0.37
NC	4/1/2015	8233	2.06	0.37
NC	4/1/2015	8235	3.79	0.40
NC	4/1/2015	8236	3.59	0.33
NC	4/1/2015	8263	4.84	0.40
NC	4/1/2015	8264	3.31	0.37
NC	4/1/2015	8265	4.01	0.33
NC	4/1/2015	8279	4.93	0.33
NC	4/1/2015	8288	6.51	0.40
NC	4/1/2015	8291	3.45	0.40
NC	4/1/2015	8292	2.95	0.44
NC	4/1/2015	8293	9.45	0.44
NC	4/1/2015	8304	2.84	0.33
NC	4/1/2015	8350	5.34	0.33
NC	4/1/2015	8380	1.97	0.40
NC	4/1/2015	8381	1.65	0.40
NC	4/1/2015	8385	2.02	0.40
NC	4/1/2015	8392	2.20	0.46
NC	4/1/2015	8393	1.16	0.37
NC	4/1/2015	8500	4.18	0.37
NC	4/1/2015	8601	0.36	0.33
NC	4/1/2015	8602	0.61	0.37
NC	4/1/2015	8603	0.09	0.44
NC	4/1/2015	8606	2.03	0.33
NC	4/1/2015	8709	1.88	0.33

NC	4/1/2015	8710	1.55	0.37
NC	4/1/2015	8719	2.09	0.33
NC	4/1/2015	8720	1.28	0.33
NC	4/1/2015	8721	0.20	0.37
NC	4/1/2015	8723	0.13	0.44
NC	4/1/2015	8725	1.46	0.37
NC	4/1/2015	8726	1.55	0.37
NC	4/1/2015	8734	0.37	0.37
NC	4/1/2015	8737	0.33	0.37
NC	4/1/2015	8738	0.63	0.37
NC	4/1/2015	8742	0.27	0.37
NC	4/1/2015	8745	3.74	0.40
NC	4/1/2015	8748	0.43	0.33
NC	4/1/2015	8755	0.31	0.37
NC	4/1/2015	8799	0.40	0.44
NC	4/1/2015	8800	0.88	0.44
NC	4/1/2015	8803	0.06	0.37
NC	4/1/2015	8805	0.18	0.44
NC	4/1/2015	8810	0.13	0.44
NC	4/1/2015	8814	0.16	0.44
NC	4/1/2015	8815	0.38	0.44
NC	4/1/2015	8820	0.10	0.37
NC	4/1/2015	8824	2.81	0.49
NC	4/1/2015	8825	1.46	0.49
NC	4/1/2015	8826	2.59	0.46
NC	4/1/2015	8831	1.12	0.49
NC	4/1/2015	8832	0.30	0.44
NC	4/1/2015	8833	1.15	0.44
NC	4/1/2015	8835	2.07	0.44
NC	4/1/2015	8837	1.31	0.44
NC	4/1/2015	8842	1.93	0.49
NC	4/1/2015	8848	1.99	0.44
NC	4/1/2015	8849	2.53	0.44
NC	4/1/2015	8855	0.13	0.44
NC	4/1/2015	8856	0.13	0.44
NC	4/1/2015	8864	1.31	0.46
NC	4/1/2015	8868	0.40	0.46
NC	4/1/2015	8869	0.95	0.46
NC	4/1/2015	8871	0.10	0.44
NC	4/1/2015	8901	0.14	0.37
NC	4/1/2015	9012	0.87	0.37
NC	4/1/2015	9014	2.17	0.44
NC	4/1/2015	9015	2.67	0.40
NC	4/1/2015	9016	2.36	0.44
NC	4/1/2015	9019	1.82	0.37
NC	4/1/2015	9033	1.42	0.40
NC	4/1/2015	9040	2.64	0.46

NC	4/1/2015	9044	1.36	0.46
NC	4/1/2015	9052	1.86	0.46
NC	4/1/2015	9058	1.21	0.49
NC	4/1/2015	9059	0.95	0.40
NC	4/1/2015	9060	1.12	0.46
NC	4/1/2015	9061	0.94	0.46
NC	4/1/2015	9062	1.18	0.46
NC	4/1/2015	9063	0.85	0.46
NC	4/1/2015	9077	1.12	0.44
NC	4/1/2015	9082	1.19	0.49
NC	4/1/2015	9083	1.19	0.49
NC	4/1/2015	9084	1.08	0.46
NC	4/1/2015	9089	1.11	0.46
NC	4/1/2015	9093	1.11	0.46
NC	4/1/2015	9101	2.74	0.46
NC	4/1/2015	9102	2.12	0.40
NC	4/1/2015	9154	1.62	0.44
NC	4/1/2015	9156	2.30	0.46
NC	4/1/2015	9170	3.25	0.33
NC	4/1/2015	9178	6.08	0.49
NC	4/1/2015	9179	11.27	0.49
NC	4/1/2015	9180	3.22	0.40
NC	4/1/2015	9182	1.58	0.44
NC	4/1/2015	9186	10.97	0.33
NC	4/1/2015	9220	3.48	0.40
NC	4/1/2015	9402	3.92	0.33
NC	4/1/2015	9403	5.28	0.33
NC	4/1/2015	9410	2.22	0.44
NC	4/1/2015	9501	2.24	0.37
NC	4/1/2015	9505	2.16	0.40
NC	4/1/2015	9516	3.98	0.40
NC	4/1/2015	9519	2.74	0.37
NC	4/1/2015	9521	3.13	0.37
NC	4/1/2015	9522	1.52	0.46
NC	4/1/2015	9534	5.00	0.33
NC	4/1/2015	9554	9.21	0.33
NC	4/1/2015	9586	0.50	0.46
NC	4/1/2015	9600	1.69	0.44
NC	4/1/2015	9620	0.75	0.37
NC	4/1/2016	0005	1.33	0.43
NC	4/1/2016	0008	1.07	0.43
NC	4/1/2016	0016	2.44	0.37
NC	4/1/2016	0034	1.61	0.41
NC	4/1/2016	0035	0.91	0.41
NC	4/1/2016	0036	1.79	0.43
NC	4/1/2016	0037	1.38	0.37
NC	4/1/2016	0042	1.87	0.41

NC	4/1/2016	0050	2.20	0.37
NC	4/1/2016	0079	1.50	0.41
NC	4/1/2016	0083	1.44	0.41
NC	4/1/2016	0106	7.25	0.33
NC	4/1/2016	0113	2.06	0.43
NC	4/1/2016	0170	1.29	0.43
NC	4/1/2016	0251	1.68	0.41
NC	4/1/2016	0400	2.62	0.41
NC	4/1/2016	0401	3.55	0.33
NC	4/1/2016	0908	55.37	0.41
NC	4/1/2016	0913	254.47	0.41
NC	4/1/2016	0917	2.26	0.46
NC	4/1/2016	1005	2.03	0.33
NC	4/1/2016	1164	1.97	0.33
NC	4/1/2016	1165	1.05	0.33
NC	4/1/2016	1320	0.74	0.33
NC	4/1/2016	1322	2.87	0.33
NC	4/1/2016	1430	2.77	0.37
NC	4/1/2016	1438	1.28	0.37
NC	4/1/2016	1452	0.98	0.37
NC	4/1/2016	1463	2.61	0.33
NC	4/1/2016	1470	0.91	0.37
NC	4/1/2016	1472	0.91	0.37
NC	4/1/2016	1473	0.91	0.37
NC	4/1/2016	1474	0.91	0.37
NC	4/1/2016	1624	1.05	0.33
NC	4/1/2016	1642	0.90	0.37
NC	4/1/2016	1654	10.17	0.37
NC	4/1/2016	1655	1.12	0.37
NC	4/1/2016	1699	1.36	0.37
NC	4/1/2016	1701	1.66	0.33
NC	4/1/2016	1710	2.26	0.37
NC	4/1/2016	1741	0.76	0.33
NC	4/1/2016	1747	0.71	0.37
NC	4/1/2016	1748	1.42	0.37
NC	4/1/2016	1803	2.89	0.37
NC	4/1/2016	1852	0.68	0.33
NC	4/1/2016	1853	0.54	0.41
NC	4/1/2016	1860	0.80	0.46
NC	4/1/2016	1924	0.94	0.43
NC	4/1/2016	1925	1.25	0.41
NC	4/1/2016	2001	1.47	0.46
NC	4/1/2016	2002	0.91	0.43
NC	4/1/2016	2003	1.47	0.41
NC	4/1/2016	2014	1.48	0.37
NC	4/1/2016	2016	0.78	0.43
NC	4/1/2016	2021	0.75	0.41

NC	4/1/2016	2039	1.00	0.43
NC	4/1/2016	2041	1.10	0.43
NC	4/1/2016	2065	1.26	0.41
NC	4/1/2016	2070	1.95	0.41
NC	4/1/2016	2081	1.15	0.46
NC	4/1/2016	2089	1.11	0.43
NC	4/1/2016	2095	1.67	0.41
NC	4/1/2016	2105	1.42	0.46
NC	4/1/2016	2110	0.90	0.43
NC	4/1/2016	2111	1.83	0.43
NC	4/1/2016	2112	1.28	0.43
NC	4/1/2016	2114	0.94	0.46
NC	4/1/2016	2121	0.66	0.46
NC	4/1/2016	2130	0.80	0.41
NC	4/1/2016	2131	1.17	0.43
NC	4/1/2016	2143	1.05	0.46
NC	4/1/2016	2157	1.67	0.43
NC	4/1/2016	2172	0.63	0.37
NC	4/1/2016	2174	1.32	0.43
NC	4/1/2016	2211	2.81	0.37
NC	4/1/2016	2220	1.10	0.41
NC	4/1/2016	2286	0.59	0.46
NC	4/1/2016	2288	2.05	0.43
NC	4/1/2016	2300	1.08	0.49
NC	4/1/2016	2302	0.76	0.41
NC	4/1/2016	2305	0.98	0.37
NC	4/1/2016	2361	0.80	0.41
NC	4/1/2016	2362	0.64	0.43
NC	4/1/2016	2380	1.02	0.43
NC	4/1/2016	2386	0.68	0.46
NC	4/1/2016	2388	0.92	0.46
NC	4/1/2016	2402	1.00	0.37
NC	4/1/2016	2413	1.05	0.41
NC	4/1/2016	2416	0.99	0.43
NC	4/1/2016	2417	0.59	0.43
NC	4/1/2016	2501	1.00	0.43
NC	4/1/2016	2503	0.47	0.43
NC	4/1/2016	2534	0.74	0.46
NC	4/1/2016	2570	1.72	0.43
NC	4/1/2016	2585	1.45	0.41
NC	4/1/2016	2586	0.98	0.43
NC	4/1/2016	2587	1.29	0.43
NC	4/1/2016	2589	0.85	0.41
NC	4/1/2016	2600	1.10	0.43
NC	4/1/2016	2623	2.25	0.37
NC	4/1/2016	2651	0.71	0.43
NC	4/1/2016	2660	1.01	0.46

NC	4/1/2016	2670	0.68	0.49
NC	4/1/2016	2683	0.53	0.46
NC	4/1/2016	2688	1.35	0.43
NC	4/1/2016	2702	6.51	0.33
NC	4/1/2016	2705	26.09	0.33
NC	4/1/2016	2706	3.81	0.33
NC	4/1/2016	2709	3.10	0.33
NC	4/1/2016	2710	3.36	0.37
NC	4/1/2016	2714	1.74	0.43
NC	4/1/2016	2727	3.23	0.33
NC	4/1/2016	2731	1.52	0.43
NC	4/1/2016	2735	1.86	0.43
NC	4/1/2016	2759	2.26	0.43
NC	4/1/2016	2790	0.74	0.46
NC	4/1/2016	2791	1.46	0.49
NC	4/1/2016	2797	2.56	0.46
NC	4/1/2016	2799	1.67	0.41
NC	4/1/2016	2802	1.83	0.41
NC	4/1/2016	2812	1.55	0.43
NC	4/1/2016	2835	1.10	0.46
NC	4/1/2016	2836	0.82	0.46
NC	4/1/2016	2841	1.46	0.43
NC	4/1/2016	2881	1.63	0.46
NC	4/1/2016	2883	1.55	0.43
NC	4/1/2016	2913	1.02	0.49
NC	4/1/2016	2915	0.79	0.37
NC	4/1/2016	2916	1.24	0.37
NC	4/1/2016	2923	0.93	0.46
NC	4/1/2016	2942	0.94	0.49
NC	4/1/2016	2960	1.91	0.41
NC	4/1/2016	3004	0.54	0.33
NC	4/1/2016	3018	1.11	0.33
NC	4/1/2016	3022	3.08	0.43
NC	4/1/2016	3027	0.86	0.37
NC	4/1/2016	3028	0.97	0.37
NC	4/1/2016	3030	2.00	0.37
NC	4/1/2016	3040	2.36	0.41
NC	4/1/2016	3041	2.16	0.41
NC	4/1/2016	3042	1.40	0.41
NC	4/1/2016	3064	2.07	0.41
NC	4/1/2016	3069	1.19	0.37
NC	4/1/2016	3076	1.19	0.43
NC	4/1/2016	3081	1.69	0.41
NC	4/1/2016	3082	1.22	0.37
NC	4/1/2016	3085	1.75	0.41
NC	4/1/2016	3110	1.98	0.41
NC	4/1/2016	3111	1.03	0.43

NC	4/1/2016	3113	0.74	0.41
NC	4/1/2016	3114	0.93	0.41
NC	4/1/2016	3118	0.82	0.46
NC	4/1/2016	3119	0.40	0.49
NC	4/1/2016	3122	0.77	0.46
NC	4/1/2016	3126	0.97	0.41
NC	4/1/2016	3131	0.61	0.41
NC	4/1/2016	3132	1.14	0.43
NC	4/1/2016	3145	0.74	0.41
NC	4/1/2016	3146	0.90	0.41
NC	4/1/2016	3169	1.36	0.43
NC	4/1/2016	3175	1.61	0.43
NC	4/1/2016	3179	0.65	0.43
NC	4/1/2016	3180	0.80	0.43
NC	4/1/2016	3188	0.50	0.41
NC	4/1/2016	3220	0.69	0.41
NC	4/1/2016	3223	1.42	0.49
NC	4/1/2016	3224	1.46	0.46
NC	4/1/2016	3227	1.30	0.43
NC	4/1/2016	3240	1.15	0.46
NC	4/1/2016	3241	1.18	0.43
NC	4/1/2016	3255	1.05	0.46
NC	4/1/2016	3257	1.33	0.43
NC	4/1/2016	3270	1.11	0.43
NC	4/1/2016	3300	1.38	0.46
NC	4/1/2016	3303	1.50	0.43
NC	4/1/2016	3307	1.31	0.41
NC	4/1/2016	3315	1.93	0.43
NC	4/1/2016	3334	1.59	0.41
NC	4/1/2016	3336	1.09	0.41
NC	4/1/2016	3365	2.13	0.33
NC	4/1/2016	3372	1.36	0.41
NC	4/1/2016	3373	1.77	0.43
NC	4/1/2016	3383	0.46	0.43
NC	4/1/2016	3385	0.35	0.43
NC	4/1/2016	3400	1.21	0.43
NC	4/1/2016	3507	0.89	0.41
NC	4/1/2016	3515	0.77	0.41
NC	4/1/2016	3516	0.77	0.46
NC	4/1/2016	3548	0.54	0.43
NC	4/1/2016	3559	0.88	0.41
NC	4/1/2016	3574	0.28	0.43
NC	4/1/2016	3581	0.42	0.43
NC	4/1/2016	3612	0.89	0.41
NC	4/1/2016	3620	1.92	0.37
NC	4/1/2016	3629	0.67	0.41
NC	4/1/2016	3632	1.15	0.41

NC	4/1/2016	3634	0.64	0.41
NC	4/1/2016	3635	1.00	0.41
NC	4/1/2016	3638	0.57	0.43
NC	4/1/2016	3642	0.48	0.43
NC	4/1/2016	3643	0.58	0.37
NC	4/1/2016	3647	0.67	0.41
NC	4/1/2016	3648	0.56	0.46
NC	4/1/2016	3681	0.34	0.43
NC	4/1/2016	3685	0.46	0.43
NC	4/1/2016	3719	0.42	0.33
NC	4/1/2016	3724	1.00	0.33
NC	4/1/2016	3726	1.65	0.33
NC	4/1/2016	3803	0.92	0.43
NC	4/1/2016	3807	0.77	0.43
NC	4/1/2016	3808	1.55	0.41
NC	4/1/2016	3821	2.38	0.37
NC	4/1/2016	3822	1.78	0.43
NC	4/1/2016	3824	1.47	0.43
NC	4/1/2016	3826	0.27	0.41
NC	4/1/2016	3827	0.71	0.43
NC	4/1/2016	3830	0.45	0.41
NC	4/1/2016	3851	1.53	0.43
NC	4/1/2016	3865	0.88	0.46
NC	4/1/2016	3881	1.66	0.41
NC	4/1/2016	4000	1.56	0.33
NC	4/1/2016	4021	1.77	0.41
NC	4/1/2016	4024	1.03	0.37
NC	4/1/2016	4034	1.98	0.37
NC	4/1/2016	4036	0.79	0.37
NC	4/1/2016	4038	1.32	0.46
NC	4/1/2016	4053	0.73	0.43
NC	4/1/2016	4061	1.10	0.46
NC	4/1/2016	4062	0.94	0.41
NC	4/1/2016	4101	1.16	0.41
NC	4/1/2016	4109	0.19	0.43
NC	4/1/2016	4110	0.42	0.43
NC	4/1/2016	4111	0.59	0.43
NC	4/1/2016	4112	0.42	0.43
NC	4/1/2016	4113	0.79	0.43
NC	4/1/2016	4114	1.35	0.41
NC	4/1/2016	4130	1.50	0.43
NC	4/1/2016	4131	1.83	0.43
NC	4/1/2016	4133	0.81	0.46
NC	4/1/2016	4149	0.26	0.46
NC	4/1/2016	4150	0.26	0.49
NC	4/1/2016	4206	1.03	0.43
NC	4/1/2016	4207	0.55	0.33

NC	4/1/2016	4239	1.00	0.33
NC	4/1/2016	4240	0.86	0.46
NC	4/1/2016	4243	0.78	0.41
NC	4/1/2016	4244	0.70	0.37
NC	4/1/2016	4250	0.74	0.41
NC	4/1/2016	4251	0.88	0.43
NC	4/1/2016	4263	1.55	0.41
NC	4/1/2016	4273	1.08	0.41
NC	4/1/2016	4279	0.76	0.37
NC	4/1/2016	4282	1.00	0.46
NC	4/1/2016	4283	0.73	0.43
NC	4/1/2016	4299	0.68	0.41
NC	4/1/2016	4301	0.76	0.46
NC	4/1/2016	4304	1.74	0.41
NC	4/1/2016	4307	0.75	0.46
NC	4/1/2016	4351	0.55	0.43
NC	4/1/2016	4352	0.62	0.43
NC	4/1/2016	4360	0.63	0.46
NC	4/1/2016	4361	0.47	0.43
NC	4/1/2016	4362	0.63	0.43
NC	4/1/2016	4410	1.37	0.43
NC	4/1/2016	4417	1.37	0.46
NC	4/1/2016	4420	2.59	0.33
NC	4/1/2016	4431	0.59	0.46
NC	4/1/2016	4432	0.50	0.46
NC	4/1/2016	4439	0.71	0.41
NC	4/1/2016	4452	1.11	0.41
NC	4/1/2016	4459	0.91	0.37
NC	4/1/2016	4470	0.81	0.41
NC	4/1/2016	4484	0.95	0.43
NC	4/1/2016	4493	0.90	0.41
NC	4/1/2016	4511	0.18	0.41
NC	4/1/2016	4557	0.95	0.37
NC	4/1/2016	4558	0.51	0.41
NC	4/1/2016	4561	0.71	0.43
NC	4/1/2016	4568	0.75	0.37
NC	4/1/2016	4581	0.24	0.33
NC	4/1/2016	4583	1.94	0.33
NC	4/1/2016	4611	0.25	0.43
NC	4/1/2016	4635	0.95	0.33
NC	4/1/2016	4653	0.84	0.43
NC	4/1/2016	4665	2.31	0.37
NC	4/1/2016	4670	2.58	0.37
NC	4/1/2016	4683	1.64	0.41
NC	4/1/2016	4686	0.77	0.37
NC	4/1/2016	4692	0.23	0.43
NC	4/1/2016	4693	0.39	0.43

NC	4/1/2016	4703	0.77	0.41
NC	4/1/2016	4717	0.95	0.46
NC	4/1/2016	4720	0.64	0.41
NC	4/1/2016	4740	0.86	0.33
NC	4/1/2016	4741	0.89	0.41
NC	4/1/2016	4751	1.08	0.37
NC	4/1/2016	4771	0.86	0.33
NC	4/1/2016	4777	1.44	0.33
NC	4/1/2016	4825	0.39	0.37
NC	4/1/2016	4828	0.54	0.33
NC	4/1/2016	4829	0.48	0.33
NC	4/1/2016	4902	1.38	0.43
NC	4/1/2016	4923	0.37	0.41
NC	4/1/2016	5020	2.43	0.33
NC	4/1/2016	5022	2.25	0.33
NC	4/1/2016	5037	5.47	0.33
NC	4/1/2016	5040	2.44	0.33
NC	4/1/2016	5057	1.90	0.33
NC	4/1/2016	5059	6.58	0.33
NC	4/1/2016	5069	5.45	0.33
NC	4/1/2016	5102	1.89	0.33
NC	4/1/2016	5146	2.01	0.37
NC	4/1/2016	5160	0.93	0.33
NC	4/1/2016	5183	1.47	0.33
NC	4/1/2016	5188	1.96	0.33
NC	4/1/2016	5190	1.58	0.33
NC	4/1/2016	5191	0.27	0.37
NC	4/1/2016	5192	1.40	0.41
NC	4/1/2016	5213	2.25	0.33
NC	4/1/2016	5215	1.64	0.37
NC	4/1/2016	5221	1.67	0.33
NC	4/1/2016	5222	3.00	0.33
NC	4/1/2016	5223	1.87	0.37
NC	4/1/2016	5348	1.69	0.37
NC	4/1/2016	5402	2.12	0.43
NC	4/1/2016	5403	2.21	0.33
NC	4/1/2016	5437	1.93	0.33
NC	4/1/2016	5443	1.68	0.41
NC	4/1/2016	5445	3.15	0.33
NC	4/1/2016	5462	2.49	0.37
NC	4/1/2016	5472	1.39	0.33
NC	4/1/2016	5473	3.77	0.33
NC	4/1/2016	5474	2.26	0.33
NC	4/1/2016	5478	1.22	0.33
NC	4/1/2016	5479	2.53	0.37
NC	4/1/2016	5480	1.93	0.33
NC	4/1/2016	5491	1.03	0.33

NC	4/1/2016	5506	2.26	0.33
NC	4/1/2016	5507	1.61	0.33
NC	4/1/2016	5508	4.64	0.37
NC	4/1/2016	5535	2.39	0.33
NC	4/1/2016	5537	2.03	0.37
NC	4/1/2016	5538	2.27	0.37
NC	4/1/2016	5551	5.37	0.33
NC	4/1/2016	5606	0.46	0.33
NC	4/1/2016	5610	2.51	0.37
NC	4/1/2016	5645	4.56	0.33
NC	4/1/2016	5651	4.56	0.33
NC	4/1/2016	5703	5.56	0.37
NC	4/1/2016	5705	8.10	0.37
NC	4/1/2016	5951	0.13	0.43
NC	4/1/2016	6003	3.43	0.33
NC	4/1/2016	6005	2.09	0.37
NC	4/1/2016	6017	1.79	0.37
NC	4/1/2016	6018	1.25	0.37
NC	4/1/2016	6045	1.68	0.37
NC	4/1/2016	6204	3.57	0.33
NC	4/1/2016	6206	1.25	0.33
NC	4/1/2016	6213	0.77	0.33
NC	4/1/2016	6214	1.02	0.33
NC	4/1/2016	6216	2.20	0.33
NC	4/1/2016	6217	1.92	0.33
NC	4/1/2016	6229	1.56	0.37
NC	4/1/2016	6233	0.92	0.33
NC	4/1/2016	6235	2.08	0.33
NC	4/1/2016	6236	4.34	0.37
NC	4/1/2016	6237	0.65	0.33
NC	4/1/2016	6251	2.38	0.33
NC	4/1/2016	6252	1.45	0.33
NC	4/1/2016	6260	2.07	0.33
NC	4/1/2016	6306	1.83	0.33
NC	4/1/2016	6319	1.90	0.33
NC	4/1/2016	6325	1.74	0.33
NC	4/1/2016	6400	2.41	0.37
NC	4/1/2016	6503	0.73	0.43
NC	4/1/2016	6504	0.97	0.43
NC	4/1/2016	6702	1.59	0.37
NC	4/1/2016	6703	5.13	0.37
NC	4/1/2016	6704	1.77	0.37
NC	4/1/2016	6801	0.82	0.37
NC	4/1/2016	6811	2.68	0.37
NC	4/1/2016	6824	2.48	0.37
NC	4/1/2016	6826	1.25	0.37
NC	4/1/2016	6834	1.21	0.43

NC	4/1/2016	6836	1.82	0.41
NC	4/1/2016	6843	2.47	0.33
NC	4/1/2016	6845	2.23	0.33
NC	4/1/2016	6854	1.48	0.33
NC	4/1/2016	6872	2.39	0.33
NC	4/1/2016	6874	3.87	0.33
NC	4/1/2016	6882	1.60	0.33
NC	4/1/2016	6884	2.06	0.33
NC	4/1/2016	7016	1.25	0.33
NC	4/1/2016	7024	1.38	0.33
NC	4/1/2016	7038	1.53	0.33
NC	4/1/2016	7046	2.06	0.33
NC	4/1/2016	7047	2.48	0.33
NC	4/1/2016	7050	3.79	0.33
NC	4/1/2016	7090	1.70	0.33
NC	4/1/2016	7098	2.28	0.33
NC	4/1/2016	7099	4.07	0.33
NC	4/1/2016	7133	1.59	0.33
NC	4/1/2016	7151	1.93	0.33
NC	4/1/2016	7152	4.53	0.33
NC	4/1/2016	7153	2.14	0.33
NC	4/1/2016	7222	2.60	0.33
NC	4/1/2016	7228	2.80	0.37
NC	4/1/2016	7229	3.97	0.33
NC	4/1/2016	7230	3.61	0.41
NC	4/1/2016	7231	3.20	0.41
NC	4/1/2016	7232	3.35	0.33
NC	4/1/2016	7309	3.41	0.33
NC	4/1/2016	7313	0.69	0.33
NC	4/1/2016	7317	2.59	0.33
NC	4/1/2016	7323	1.07	0.33
NC	4/1/2016	7327	3.50	0.33
NC	4/1/2016	7333	1.33	0.33
NC	4/1/2016	7335	1.47	0.33
NC	4/1/2016	7337	3.15	0.33
NC	4/1/2016	7350	2.81	0.33
NC	4/1/2016	7360	1.76	0.37
NC	4/1/2016	7370	2.90	0.43
NC	4/1/2016	7380	1.88	0.37
NC	4/1/2016	7382	2.07	0.41
NC	4/1/2016	7390	2.17	0.43
NC	4/1/2016	7394	1.33	0.33
NC	4/1/2016	7395	1.48	0.33
NC	4/1/2016	7398	4.17	0.33
NC	4/1/2016	7402	0.07	0.43
NC	4/1/2016	7403	2.18	0.43
NC	4/1/2016	7405	0.92	0.43

NC	4/1/2016	7420	4.13	0.33
NC	4/1/2016	7421	0.36	0.37
NC	4/1/2016	7422	0.76	0.33
NC	4/1/2016	7425	1.00	0.33
NC	4/1/2016	7431	0.47	0.33
NC	4/1/2016	7502	0.99	0.37
NC	4/1/2016	7515	0.38	0.33
NC	4/1/2016	7520	1.31	0.41
NC	4/1/2016	7529	6.09	0.33
NC	4/1/2016	7538	2.90	0.33
NC	4/1/2016	7539	0.80	0.33
NC	4/1/2016	7540	1.75	0.33
NC	4/1/2016	7580	1.16	0.37
NC	4/1/2016	7590	1.51	0.37
NC	4/1/2016	7600	2.02	0.37
NC	4/1/2016	7601	2.02	0.33
NC	4/1/2016	7605	0.79	0.33
NC	4/1/2016	7610	0.23	0.37
NC	4/1/2016	7611	2.02	0.37
NC	4/1/2016	7612	2.02	0.37
NC	4/1/2016	7613	2.02	0.37
NC	4/1/2016	7704	1.84	0.33
NC	4/1/2016	7705	3.39	0.41
NC	4/1/2016	7710	1.84	0.33
NC	4/1/2016	7711	1.84	0.33
NC	4/1/2016	7720	0.80	0.37
NC	4/1/2016	7723	1.16	0.33
NC	4/1/2016	7855	1.31	0.37
NC	4/1/2016	8001	1.02	0.43
NC	4/1/2016	8002	0.77	0.43
NC	4/1/2016	8006	1.50	0.46
NC	4/1/2016	8008	0.60	0.46
NC	4/1/2016	8010	0.59	0.43
NC	4/1/2016	8013	0.16	0.41
NC	4/1/2016	8015	0.35	0.41
NC	4/1/2016	8017	0.74	0.46
NC	4/1/2016	8018	0.91	0.43
NC	4/1/2016	8021	1.11	0.43
NC	4/1/2016	8031	1.42	0.43
NC	4/1/2016	8032	0.85	0.43
NC	4/1/2016	8033	0.78	0.46
NC	4/1/2016	8037	0.95	0.49
NC	4/1/2016	8039	0.98	0.46
NC	4/1/2016	8044	1.51	0.43
NC	4/1/2016	8045	0.23	0.43
NC	4/1/2016	8046	1.15	0.43
NC	4/1/2016	8047	0.41	0.43

NC	4/1/2016	8058	1.20	0.43
NC	4/1/2016	8072	0.34	0.46
NC	4/1/2016	8102	0.60	0.43
NC	4/1/2016	8103	0.89	0.41
NC	4/1/2016	8105	1.00	0.46
NC	4/1/2016	8106	1.41	0.37
NC	4/1/2016	8107	1.36	0.33
NC	4/1/2016	8111	0.88	0.41
NC	4/1/2016	8116	1.12	0.41
NC	4/1/2016	8203	2.87	0.41
NC	4/1/2016	8204	1.39	0.41
NC	4/1/2016	8209	1.40	0.43
NC	4/1/2016	8215	1.31	0.37
NC	4/1/2016	8227	1.64	0.33
NC	4/1/2016	8232	1.71	0.37
NC	4/1/2016	8233	1.07	0.37
NC	4/1/2016	8235	1.90	0.41
NC	4/1/2016	8236	1.85	0.33
NC	4/1/2016	8263	2.48	0.41
NC	4/1/2016	8264	1.72	0.37
NC	4/1/2016	8265	2.19	0.33
NC	4/1/2016	8279	2.74	0.33
NC	4/1/2016	8288	3.14	0.41
NC	4/1/2016	8291	1.91	0.41
NC	4/1/2016	8292	1.49	0.43
NC	4/1/2016	8293	5.09	0.43
NC	4/1/2016	8304	1.53	0.33
NC	4/1/2016	8350	2.72	0.33
NC	4/1/2016	8380	1.08	0.41
NC	4/1/2016	8381	0.79	0.41
NC	4/1/2016	8385	1.06	0.41
NC	4/1/2016	8392	1.15	0.46
NC	4/1/2016	8393	0.63	0.37
NC	4/1/2016	8500	1.97	0.37
NC	4/1/2016	8601	0.18	0.33
NC	4/1/2016	8602	0.38	0.37
NC	4/1/2016	8603	0.03	0.43
NC	4/1/2016	8606	1.07	0.33
NC	4/1/2016	8709	1.09	0.33
NC	4/1/2016	8710	0.81	0.37
NC	4/1/2016	8719	1.08	0.33
NC	4/1/2016	8720	0.64	0.33
NC	4/1/2016	8721	0.11	0.37
NC	4/1/2016	8723	0.08	0.41
NC	4/1/2016	8725	0.88	0.37
NC	4/1/2016	8726	0.79	0.37
NC	4/1/2016	8734	0.21	0.37

NC	4/1/2016	8737	0.19	0.37
NC	4/1/2016	8738	0.33	0.37
NC	4/1/2016	8742	0.16	0.37
NC	4/1/2016	8745	2.08	0.41
NC	4/1/2016	8748	0.23	0.33
NC	4/1/2016	8755	0.17	0.37
NC	4/1/2016	8799	0.23	0.43
NC	4/1/2016	8800	0.57	0.43
NC	4/1/2016	8803	0.03	0.37
NC	4/1/2016	8805	0.08	0.43
NC	4/1/2016	8810	0.07	0.43
NC	4/1/2016	8814	0.08	0.43
NC	4/1/2016	8815	0.21	0.43
NC	4/1/2016	8820	0.06	0.37
NC	4/1/2016	8824	1.51	0.49
NC	4/1/2016	8825	0.75	0.49
NC	4/1/2016	8826	1.38	0.46
NC	4/1/2016	8831	0.64	0.49
NC	4/1/2016	8832	0.16	0.43
NC	4/1/2016	8833	0.63	0.43
NC	4/1/2016	8835	1.10	0.43
NC	4/1/2016	8842	1.06	0.49
NC	4/1/2016	8848	1.18	0.43
NC	4/1/2016	8849	1.28	0.43
NC	4/1/2016	8855	0.06	0.43
NC	4/1/2016	8856	0.08	0.43
NC	4/1/2016	8864	0.64	0.46
NC	4/1/2016	8868	0.23	0.46
NC	4/1/2016	8869	0.56	0.46
NC	4/1/2016	8871	0.05	0.43
NC	4/1/2016	8901	0.08	0.37
NC	4/1/2016	9012	0.42	0.37
NC	4/1/2016	9014	1.23	0.43
NC	4/1/2016	9015	1.35	0.41
NC	4/1/2016	9016	1.26	0.43
NC	4/1/2016	9019	0.86	0.37
NC	4/1/2016	9033	0.79	0.41
NC	4/1/2016	9040	1.48	0.46
NC	4/1/2016	9044	0.72	0.46
NC	4/1/2016	9052	0.96	0.46
NC	4/1/2016	9058	0.69	0.49
NC	4/1/2016	9059	0.56	0.41
NC	4/1/2016	9060	0.56	0.46
NC	4/1/2016	9061	0.49	0.46
NC	4/1/2016	9062	0.63	0.46
NC	4/1/2016	9063	0.47	0.46
NC	4/1/2016	9077	0.64	0.43

NC	4/1/2016	9082	0.61	0.49
NC	4/1/2016	9083	0.63	0.49
NC	4/1/2016	9084	0.64	0.46
NC	4/1/2016	9089	0.74	0.46
NC	4/1/2016	9093	0.63	0.46
NC	4/1/2016	9101	1.43	0.46
NC	4/1/2016	9102	1.24	0.41
NC	4/1/2016	9154	0.80	0.43
NC	4/1/2016	9156	1.07	0.46
NC	4/1/2016	9170	2.20	0.33
NC	4/1/2016	9178	3.31	0.49
NC	4/1/2016	9179	5.34	0.49
NC	4/1/2016	9180	1.86	0.41
NC	4/1/2016	9182	0.88	0.43
NC	4/1/2016	9186	4.60	0.33
NC	4/1/2016	9220	1.99	0.41
NC	4/1/2016	9402	1.77	0.33
NC	4/1/2016	9403	2.81	0.33
NC	4/1/2016	9410	1.15	0.43
NC	4/1/2016	9501	1.27	0.37
NC	4/1/2016	9505	1.47	0.41
NC	4/1/2016	9516	2.32	0.41
NC	4/1/2016	9519	1.45	0.37
NC	4/1/2016	9521	1.77	0.37
NC	4/1/2016	9522	0.81	0.46
NC	4/1/2016	9534	2.31	0.33
NC	4/1/2016	9554	4.93	0.33
NC	4/1/2016	9586	0.26	0.46
NC	4/1/2016	9600	0.91	0.43
NC	4/1/2016	9620	0.39	0.37
NC	4/1/2017	0005	1.30	0.43
NC	4/1/2017	0008	0.98	0.43
NC	4/1/2017	0016	1.93	0.37
NC	4/1/2017	0034	1.45	0.41
NC	4/1/2017	0035	0.80	0.41
NC	4/1/2017	0036	1.64	0.43
NC	4/1/2017	0037	1.27	0.37
NC	4/1/2017	0042	1.86	0.41
NC	4/1/2017	0050	1.86	0.37
NC	4/1/2017	0079	1.35	0.41
NC	4/1/2017	0083	1.31	0.41
NC	4/1/2017	0106	6.06	0.34
NC	4/1/2017	0113	2.01	0.43
NC	4/1/2017	0170	1.08	0.43
NC	4/1/2017	0251	1.46	0.41
NC	4/1/2017	0400	0.84	0.41
NC	4/1/2017	0401	3.12	0.34

NC	4/1/2017	0908	55.09	0.41
NC	4/1/2017	0913	256.29	0.41
NC	4/1/2017	0917	2.03	0.48
NC	4/1/2017	1005	1.75	0.33
NC	4/1/2017	1164	1.75	0.33
NC	4/1/2017	1165	0.77	0.33
NC	4/1/2017	1320	0.65	0.34
NC	4/1/2017	1322	2.63	0.33
NC	4/1/2017	1430	1.90	0.37
NC	4/1/2017	1438	1.07	0.37
NC	4/1/2017	1452	0.80	0.37
NC	4/1/2017	1463	2.38	0.33
NC	4/1/2017	1470	0.88	0.37
NC	4/1/2017	1472	0.88	0.37
NC	4/1/2017	1473	0.88	0.37
NC	4/1/2017	1474	0.88	0.37
NC	4/1/2017	1624	0.94	0.34
NC	4/1/2017	1642	0.76	0.37
NC	4/1/2017	1654	6.65	0.37
NC	4/1/2017	1655	0.89	0.37
NC	4/1/2017	1699	1.15	0.37
NC	4/1/2017	1701	1.67	0.34
NC	4/1/2017	1710	2.03	0.37
NC	4/1/2017	1741	0.88	0.33
NC	4/1/2017	1747	0.61	0.37
NC	4/1/2017	1748	1.42	0.37
NC	4/1/2017	1803	2.53	0.37
NC	4/1/2017	1852	0.59	0.33
NC	4/1/2017	1853	0.50	0.41
NC	4/1/2017	1860	0.77	0.48
NC	4/1/2017	1924	0.94	0.43
NC	4/1/2017	1925	1.09	0.41
NC	4/1/2017	2001	1.37	0.48
NC	4/1/2017	2002	0.81	0.43
NC	4/1/2017	2003	1.37	0.41
NC	4/1/2017	2014	1.51	0.37
NC	4/1/2017	2016	0.84	0.43
NC	4/1/2017	2021	0.74	0.41
NC	4/1/2017	2039	0.79	0.43
NC	4/1/2017	2041	0.89	0.43
NC	4/1/2017	2065	1.07	0.41
NC	4/1/2017	2070	1.70	0.41
NC	4/1/2017	2081	1.07	0.48
NC	4/1/2017	2089	0.97	0.43
NC	4/1/2017	2095	1.46	0.41
NC	4/1/2017	2105	1.49	0.48
NC	4/1/2017	2110	0.82	0.43

NC	4/1/2017	2111	1.17	0.43
NC	4/1/2017	2112	1.24	0.43
NC	4/1/2017	2114	1.09	0.48
NC	4/1/2017	2121	0.61	0.48
NC	4/1/2017	2130	0.76	0.41
NC	4/1/2017	2131	1.08	0.43
NC	4/1/2017	2143	0.89	0.48
NC	4/1/2017	2157	1.41	0.43
NC	4/1/2017	2172	0.50	0.37
NC	4/1/2017	2174	1.22	0.43
NC	4/1/2017	2211	2.86	0.37
NC	4/1/2017	2220	0.89	0.41
NC	4/1/2017	2286	0.56	0.48
NC	4/1/2017	2288	1.84	0.43
NC	4/1/2017	2300	0.83	0.50
NC	4/1/2017	2302	0.66	0.41
NC	4/1/2017	2305	0.83	0.37
NC	4/1/2017	2361	0.74	0.41
NC	4/1/2017	2362	0.62	0.43
NC	4/1/2017	2380	0.85	0.43
NC	4/1/2017	2386	0.71	0.48
NC	4/1/2017	2388	0.70	0.48
NC	4/1/2017	2402	1.06	0.37
NC	4/1/2017	2413	0.96	0.41
NC	4/1/2017	2416	0.84	0.43
NC	4/1/2017	2417	0.51	0.43
NC	4/1/2017	2501	0.83	0.43
NC	4/1/2017	2503	0.40	0.43
NC	4/1/2017	2534	0.61	0.48
NC	4/1/2017	2570	1.30	0.43
NC	4/1/2017	2585	1.31	0.41
NC	4/1/2017	2586	0.89	0.43
NC	4/1/2017	2587	1.00	0.43
NC	4/1/2017	2589	0.89	0.41
NC	4/1/2017	2600	1.16	0.43
NC	4/1/2017	2623	2.12	0.37
NC	4/1/2017	2651	0.52	0.43
NC	4/1/2017	2660	0.89	0.48
NC	4/1/2017	2670	0.66	0.50
NC	4/1/2017	2683	0.50	0.48
NC	4/1/2017	2688	1.21	0.43
NC	4/1/2017	2702	5.63	0.33
NC	4/1/2017	2705	22.14	0.34
NC	4/1/2017	2706	3.36	0.33
NC	4/1/2017	2709	2.70	0.34
NC	4/1/2017	2710	2.61	0.37
NC	4/1/2017	2714	1.57	0.43

NC	4/1/2017	2727	2.62	0.34
NC	4/1/2017	2731	1.40	0.43
NC	4/1/2017	2735	1.65	0.43
NC	4/1/2017	2759	2.12	0.43
NC	4/1/2017	2790	0.65	0.48
NC	4/1/2017	2791	1.36	0.50
NC	4/1/2017	2797	1.92	0.48
NC	4/1/2017	2799	2.00	0.41
NC	4/1/2017	2802	1.87	0.41
NC	4/1/2017	2812	1.48	0.43
NC	4/1/2017	2835	0.96	0.48
NC	4/1/2017	2836	0.74	0.48
NC	4/1/2017	2841	1.36	0.43
NC	4/1/2017	2881	1.54	0.48
NC	4/1/2017	2883	1.48	0.43
NC	4/1/2017	2913	1.48	0.50
NC	4/1/2017	2915	0.79	0.37
NC	4/1/2017	2916	1.24	0.37
NC	4/1/2017	2923	0.91	0.48
NC	4/1/2017	2942	0.44	0.50
NC	4/1/2017	2960	1.41	0.41
NC	4/1/2017	3004	0.44	0.34
NC	4/1/2017	3018	1.18	0.34
NC	4/1/2017	3022	2.94	0.43
NC	4/1/2017	3027	0.75	0.37
NC	4/1/2017	3028	0.85	0.37
NC	4/1/2017	3030	1.75	0.37
NC	4/1/2017	3040	2.19	0.41
NC	4/1/2017	3041	1.76	0.41
NC	4/1/2017	3042	1.17	0.41
NC	4/1/2017	3064	1.90	0.41
NC	4/1/2017	3069	1.03	0.37
NC	4/1/2017	3076	1.03	0.43
NC	4/1/2017	3081	1.55	0.41
NC	4/1/2017	3082	1.15	0.37
NC	4/1/2017	3085	1.42	0.41
NC	4/1/2017	3110	1.70	0.41
NC	4/1/2017	3111	0.97	0.43
NC	4/1/2017	3113	0.65	0.41
NC	4/1/2017	3114	0.76	0.41
NC	4/1/2017	3118	0.85	0.48
NC	4/1/2017	3119	0.34	0.50
NC	4/1/2017	3122	0.75	0.48
NC	4/1/2017	3126	0.79	0.41
NC	4/1/2017	3131	0.60	0.41
NC	4/1/2017	3132	1.01	0.43
NC	4/1/2017	3145	0.62	0.41

NC	4/1/2017	3146	0.84	0.41
NC	4/1/2017	3169	1.12	0.43
NC	4/1/2017	3175	1.38	0.43
NC	4/1/2017	3179	0.60	0.43
NC	4/1/2017	3180	0.77	0.43
NC	4/1/2017	3188	0.56	0.41
NC	4/1/2017	3220	0.59	0.41
NC	4/1/2017	3223	1.29	0.50
NC	4/1/2017	3224	1.25	0.48
NC	4/1/2017	3227	1.18	0.43
NC	4/1/2017	3240	1.15	0.48
NC	4/1/2017	3241	1.21	0.43
NC	4/1/2017	3255	0.98	0.48
NC	4/1/2017	3257	1.17	0.43
NC	4/1/2017	3270	0.92	0.43
NC	4/1/2017	3300	1.24	0.48
NC	4/1/2017	3303	1.42	0.43
NC	4/1/2017	3307	1.16	0.41
NC	4/1/2017	3315	1.65	0.43
NC	4/1/2017	3334	1.27	0.41
NC	4/1/2017	3336	0.89	0.41
NC	4/1/2017	3365	1.82	0.34
NC	4/1/2017	3372	1.17	0.41
NC	4/1/2017	3373	1.53	0.43
NC	4/1/2017	3383	0.48	0.43
NC	4/1/2017	3385	0.31	0.43
NC	4/1/2017	3400	1.14	0.43
NC	4/1/2017	3507	0.79	0.41
NC	4/1/2017	3515	0.76	0.41
NC	4/1/2017	3516	0.76	0.48
NC	4/1/2017	3548	0.47	0.43
NC	4/1/2017	3559	0.74	0.41
NC	4/1/2017	3574	0.26	0.43
NC	4/1/2017	3581	0.35	0.43
NC	4/1/2017	3612	0.68	0.41
NC	4/1/2017	3620	1.68	0.37
NC	4/1/2017	3629	0.65	0.41
NC	4/1/2017	3632	1.03	0.41
NC	4/1/2017	3634	0.57	0.41
NC	4/1/2017	3635	0.95	0.41
NC	4/1/2017	3638	0.53	0.43
NC	4/1/2017	3642	0.49	0.43
NC	4/1/2017	3643	0.55	0.37
NC	4/1/2017	3647	0.60	0.41
NC	4/1/2017	3648	0.50	0.48
NC	4/1/2017	3681	0.31	0.43
NC	4/1/2017	3685	0.41	0.43

NC	4/1/2017	3719	0.40	0.33
NC	4/1/2017	3724	0.91	0.33
NC	4/1/2017	3726	1.38	0.33
NC	4/1/2017	3803	0.69	0.43
NC	4/1/2017	3807	0.79	0.43
NC	4/1/2017	3808	1.71	0.41
NC	4/1/2017	3821	2.32	0.37
NC	4/1/2017	3822	1.35	0.43
NC	4/1/2017	3824	1.31	0.43
NC	4/1/2017	3826	0.25	0.41
NC	4/1/2017	3827	0.61	0.43
NC	4/1/2017	3830	0.41	0.41
NC	4/1/2017	3851	1.21	0.43
NC	4/1/2017	3865	0.88	0.48
NC	4/1/2017	3881	1.48	0.41
NC	4/1/2017	4000	1.29	0.34
NC	4/1/2017	4021	1.98	0.41
NC	4/1/2017	4024	0.83	0.37
NC	4/1/2017	4034	2.02	0.37
NC	4/1/2017	4036	0.92	0.37
NC	4/1/2017	4038	1.27	0.48
NC	4/1/2017	4053	0.74	0.43
NC	4/1/2017	4061	0.84	0.48
NC	4/1/2017	4062	0.97	0.41
NC	4/1/2017	4101	0.98	0.41
NC	4/1/2017	4109	0.16	0.43
NC	4/1/2017	4110	0.31	0.43
NC	4/1/2017	4111	0.48	0.43
NC	4/1/2017	4112	0.31	0.43
NC	4/1/2017	4113	0.63	0.43
NC	4/1/2017	4114	1.25	0.41
NC	4/1/2017	4130	1.37	0.43
NC	4/1/2017	4131	1.72	0.43
NC	4/1/2017	4133	0.69	0.48
NC	4/1/2017	4149	0.30	0.48
NC	4/1/2017	4150	0.31	0.50
NC	4/1/2017	4206	0.81	0.43
NC	4/1/2017	4207	0.64	0.34
NC	4/1/2017	4239	0.80	0.34
NC	4/1/2017	4240	0.93	0.48
NC	4/1/2017	4243	0.66	0.41
NC	4/1/2017	4244	0.68	0.37
NC	4/1/2017	4250	0.70	0.41
NC	4/1/2017	4251	0.83	0.43
NC	4/1/2017	4263	1.27	0.41
NC	4/1/2017	4273	0.95	0.41
NC	4/1/2017	4279	0.70	0.37

NC	4/1/2017	4282	0.84	0.48
NC	4/1/2017	4283	0.58	0.43
NC	4/1/2017	4299	0.64	0.41
NC	4/1/2017	4301	0.70	0.48
NC	4/1/2017	4304	1.71	0.41
NC	4/1/2017	4307	0.68	0.48
NC	4/1/2017	4351	0.42	0.43
NC	4/1/2017	4352	0.53	0.43
NC	4/1/2017	4360	0.57	0.48
NC	4/1/2017	4361	0.42	0.43
NC	4/1/2017	4362	0.57	0.43
NC	4/1/2017	4410	1.29	0.43
NC	4/1/2017	4417	1.29	0.48
NC	4/1/2017	4420	2.21	0.34
NC	4/1/2017	4431	0.60	0.48
NC	4/1/2017	4432	0.44	0.48
NC	4/1/2017	4439	0.64	0.41
NC	4/1/2017	4452	0.91	0.41
NC	4/1/2017	4459	0.85	0.37
NC	4/1/2017	4470	0.69	0.41
NC	4/1/2017	4484	0.84	0.43
NC	4/1/2017	4493	0.80	0.41
NC	4/1/2017	4511	0.17	0.41
NC	4/1/2017	4557	0.78	0.37
NC	4/1/2017	4558	0.45	0.41
NC	4/1/2017	4568	0.69	0.37
NC	4/1/2017	4581	0.21	0.34
NC	4/1/2017	4583	1.77	0.34
NC	4/1/2017	4611	0.22	0.43
NC	4/1/2017	4635	0.81	0.34
NC	4/1/2017	4653	0.73	0.43
NC	4/1/2017	4665	2.10	0.37
NC	4/1/2017	4670	2.29	0.37
NC	4/1/2017	4683	1.81	0.41
NC	4/1/2017	4686	0.64	0.37
NC	4/1/2017	4692	0.26	0.43
NC	4/1/2017	4693	0.41	0.43
NC	4/1/2017	4703	0.66	0.41
NC	4/1/2017	4717	0.88	0.48
NC	4/1/2017	4720	0.58	0.41
NC	4/1/2017	4740	0.88	0.33
NC	4/1/2017	4741	0.88	0.41
NC	4/1/2017	4751	0.73	0.37
NC	4/1/2017	4771	0.73	0.34
NC	4/1/2017	4777	1.07	0.34
NC	4/1/2017	4825	0.34	0.37
NC	4/1/2017	4828	0.51	0.34

NC	4/1/2017	4829	0.39	0.34
NC	4/1/2017	4902	1.19	0.43
NC	4/1/2017	4923	0.34	0.41
NC	4/1/2017	5020	2.38	0.34
NC	4/1/2017	5022	2.37	0.33
NC	4/1/2017	5037	4.47	0.33
NC	4/1/2017	5040	1.93	0.33
NC	4/1/2017	5057	1.73	0.33
NC	4/1/2017	5059	6.48	0.33
NC	4/1/2017	5069	4.97	0.33
NC	4/1/2017	5102	1.65	0.34
NC	4/1/2017	5146	1.79	0.37
NC	4/1/2017	5160	0.72	0.33
NC	4/1/2017	5183	1.25	0.34
NC	4/1/2017	5188	1.71	0.34
NC	4/1/2017	5190	1.39	0.34
NC	4/1/2017	5191	0.25	0.37
NC	4/1/2017	5192	1.20	0.41
NC	4/1/2017	5213	2.39	0.33
NC	4/1/2017	5215	1.66	0.37
NC	4/1/2017	5221	1.41	0.34
NC	4/1/2017	5222	2.26	0.33
NC	4/1/2017	5223	2.07	0.37
NC	4/1/2017	5348	1.48	0.37
NC	4/1/2017	5402	1.95	0.43
NC	4/1/2017	5403	2.08	0.34
NC	4/1/2017	5437	1.77	0.34
NC	4/1/2017	5443	1.60	0.41
NC	4/1/2017	5445	3.07	0.33
NC	4/1/2017	5462	2.20	0.37
NC	4/1/2017	5472	1.55	0.33
NC	4/1/2017	5473	3.68	0.33
NC	4/1/2017	5474	2.21	0.33
NC	4/1/2017	5478	1.08	0.34
NC	4/1/2017	5479	2.33	0.37
NC	4/1/2017	5480	1.78	0.34
NC	4/1/2017	5491	0.83	0.34
NC	4/1/2017	5506	2.19	0.34
NC	4/1/2017	5507	1.32	0.34
NC	4/1/2017	5508	3.86	0.37
NC	4/1/2017	5535	2.13	0.33
NC	4/1/2017	5537	1.86	0.37
NC	4/1/2017	5538	2.01	0.37
NC	4/1/2017	5551	5.46	0.33
NC	4/1/2017	5606	0.40	0.33
NC	4/1/2017	5610	2.44	0.37
NC	4/1/2017	5645	4.60	0.33

NC	4/1/2017	5651	4.60	0.34
NC	4/1/2017	5703	4.69	0.37
NC	4/1/2017	5705	9.57	0.37
NC	4/1/2017	5951	0.13	0.43
NC	4/1/2017	6003	3.09	0.34
NC	4/1/2017	6005	2.13	0.37
NC	4/1/2017	6017	1.69	0.37
NC	4/1/2017	6018	1.14	0.37
NC	4/1/2017	6045	1.74	0.37
NC	4/1/2017	6204	3.17	0.34
NC	4/1/2017	6206	1.07	0.33
NC	4/1/2017	6213	0.69	0.33
NC	4/1/2017	6214	0.80	0.34
NC	4/1/2017	6216	1.90	0.33
NC	4/1/2017	6217	1.74	0.33
NC	4/1/2017	6229	1.85	0.37
NC	4/1/2017	6233	0.79	0.33
NC	4/1/2017	6235	1.75	0.33
NC	4/1/2017	6236	3.66	0.37
NC	4/1/2017	6237	0.62	0.34
NC	4/1/2017	6251	1.93	0.34
NC	4/1/2017	6252	1.28	0.33
NC	4/1/2017	6260	1.93	0.33
NC	4/1/2017	6306	1.73	0.34
NC	4/1/2017	6319	1.51	0.33
NC	4/1/2017	6325	1.66	0.33
NC	4/1/2017	6400	2.19	0.37
NC	4/1/2017	6503	0.67	0.43
NC	4/1/2017	6504	0.99	0.43
NC	4/1/2017	6702	1.28	0.37
NC	4/1/2017	6703	3.56	0.37
NC	4/1/2017	6704	1.43	0.37
NC	4/1/2017	6801	0.80	0.37
NC	4/1/2017	6811	2.18	0.37
NC	4/1/2017	6824	2.94	0.37
NC	4/1/2017	6826	1.18	0.37
NC	4/1/2017	6834	1.11	0.43
NC	4/1/2017	6836	1.47	0.41
NC	4/1/2017	6843	2.21	0.33
NC	4/1/2017	6845	1.99	0.33
NC	4/1/2017	6854	1.53	0.34
NC	4/1/2017	6872	2.32	0.33
NC	4/1/2017	6874	3.98	0.33
NC	4/1/2017	6882	1.31	0.34
NC	4/1/2017	6884	1.65	0.34
NC	4/1/2017	7016	1.16	0.33
NC	4/1/2017	7024	1.28	0.33

NC	4/1/2017	7038	1.48	0.33
NC	4/1/2017	7046	2.08	0.33
NC	4/1/2017	7047	2.18	0.33
NC	4/1/2017	7050	3.35	0.33
NC	4/1/2017	7090	1.65	0.33
NC	4/1/2017	7098	2.31	0.33
NC	4/1/2017	7099	3.60	0.33
NC	4/1/2017	7133	1.23	0.34
NC	4/1/2017	7151	1.51	0.34
NC	4/1/2017	7152	4.01	0.34
NC	4/1/2017	7153	1.67	0.34
NC	4/1/2017	7222	2.37	0.34
NC	4/1/2017	7228	2.66	0.37
NC	4/1/2017	7229	3.44	0.34
NC	4/1/2017	7230	3.74	0.41
NC	4/1/2017	7231	3.06	0.41
NC	4/1/2017	7232	2.93	0.34
NC	4/1/2017	7309	3.04	0.33
NC	4/1/2017	7313	0.79	0.33
NC	4/1/2017	7317	2.74	0.33
NC	4/1/2017	7323	1.11	0.33
NC	4/1/2017	7327	3.90	0.33
NC	4/1/2017	7333	1.09	0.33
NC	4/1/2017	7335	1.21	0.33
NC	4/1/2017	7337	2.79	0.33
NC	4/1/2017	7350	3.33	0.34
NC	4/1/2017	7360	1.68	0.37
NC	4/1/2017	7370	2.43	0.43
NC	4/1/2017	7380	1.72	0.37
NC	4/1/2017	7382	1.99	0.41
NC	4/1/2017	7390	1.89	0.43
NC	4/1/2017	7394	1.03	0.33
NC	4/1/2017	7395	1.15	0.33
NC	4/1/2017	7398	3.05	0.33
NC	4/1/2017	7402	0.05	0.43
NC	4/1/2017	7403	1.97	0.43
NC	4/1/2017	7405	0.85	0.43
NC	4/1/2017	7420	3.09	0.33
NC	4/1/2017	7421	0.24	0.37
NC	4/1/2017	7422	0.63	0.34
NC	4/1/2017	7425	0.87	0.34
NC	4/1/2017	7431	0.41	0.34
NC	4/1/2017	7502	0.90	0.37
NC	4/1/2017	7515	0.31	0.33
NC	4/1/2017	7520	1.16	0.41
NC	4/1/2017	7529	5.46	0.33
NC	4/1/2017	7538	2.72	0.33

NC	4/1/2017	7539	0.62	0.34
NC	4/1/2017	7540	1.51	0.33
NC	4/1/2017	7580	0.94	0.37
NC	4/1/2017	7590	1.38	0.37
NC	4/1/2017	7600	1.79	0.37
NC	4/1/2017	7601	1.79	0.34
NC	4/1/2017	7605	0.75	0.34
NC	4/1/2017	7610	0.20	0.37
NC	4/1/2017	7611	1.79	0.37
NC	4/1/2017	7612	1.79	0.37
NC	4/1/2017	7613	1.79	0.37
NC	4/1/2017	7704	1.17	0.34
NC	4/1/2017	7705	2.98	0.41
NC	4/1/2017	7710	1.33	0.34
NC	4/1/2017	7711	1.33	0.34
NC	4/1/2017	7720	0.78	0.37
NC	4/1/2017	7723	1.04	0.34
NC	4/1/2017	7855	1.06	0.37
NC	4/1/2017	8001	0.84	0.43
NC	4/1/2017	8002	0.74	0.43
NC	4/1/2017	8006	1.25	0.48
NC	4/1/2017	8008	0.56	0.48
NC	4/1/2017	8010	0.55	0.43
NC	4/1/2017	8013	0.14	0.41
NC	4/1/2017	8015	0.35	0.41
NC	4/1/2017	8017	0.69	0.48
NC	4/1/2017	8018	0.83	0.43
NC	4/1/2017	8021	0.87	0.43
NC	4/1/2017	8031	1.27	0.43
NC	4/1/2017	8032	0.76	0.43
NC	4/1/2017	8033	0.69	0.48
NC	4/1/2017	8037	1.08	0.50
NC	4/1/2017	8039	0.73	0.48
NC	4/1/2017	8044	1.36	0.43
NC	4/1/2017	8045	0.26	0.43
NC	4/1/2017	8046	0.89	0.43
NC	4/1/2017	8047	0.38	0.43
NC	4/1/2017	8058	1.08	0.43
NC	4/1/2017	8072	0.36	0.48
NC	4/1/2017	8102	0.62	0.43
NC	4/1/2017	8103	0.84	0.41
NC	4/1/2017	8105	0.83	0.48
NC	4/1/2017	8106	1.36	0.37
NC	4/1/2017	8107	1.03	0.34
NC	4/1/2017	8111	0.83	0.41
NC	4/1/2017	8116	1.08	0.41
NC	4/1/2017	8203	2.40	0.41

NC	4/1/2017	8204	1.60	0.41
NC	4/1/2017	8209	1.20	0.43
NC	4/1/2017	8215	1.16	0.37
NC	4/1/2017	8227	1.49	0.34
NC	4/1/2017	8232	1.70	0.37
NC	4/1/2017	8233	0.97	0.37
NC	4/1/2017	8235	1.65	0.41
NC	4/1/2017	8236	2.01	0.34
NC	4/1/2017	8263	2.20	0.41
NC	4/1/2017	8264	1.51	0.37
NC	4/1/2017	8265	2.28	0.34
NC	4/1/2017	8279	2.49	0.34
NC	4/1/2017	8288	2.80	0.41
NC	4/1/2017	8291	1.61	0.41
NC	4/1/2017	8292	1.41	0.43
NC	4/1/2017	8293	4.20	0.43
NC	4/1/2017	8304	1.62	0.34
NC	4/1/2017	8350	2.15	0.34
NC	4/1/2017	8380	0.98	0.41
NC	4/1/2017	8381	0.72	0.41
NC	4/1/2017	8385	0.86	0.41
NC	4/1/2017	8392	1.01	0.48
NC	4/1/2017	8393	0.61	0.37
NC	4/1/2017	8500	1.77	0.37
NC	4/1/2017	8601	0.13	0.34
NC	4/1/2017	8602	0.42	0.37
NC	4/1/2017	8603	0.02	0.43
NC	4/1/2017	8606	0.84	0.34
NC	4/1/2017	8709	1.15	0.33
NC	4/1/2017	8710	0.70	0.37
NC	4/1/2017	8719	0.93	0.34
NC	4/1/2017	8720	0.53	0.34
NC	4/1/2017	8721	0.10	0.37
NC	4/1/2017	8723	0.07	0.41
NC	4/1/2017	8725	0.89	0.37
NC	4/1/2017	8726	0.74	0.37
NC	4/1/2017	8734	0.17	0.37
NC	4/1/2017	8737	0.15	0.37
NC	4/1/2017	8738	0.29	0.37
NC	4/1/2017	8742	0.12	0.37
NC	4/1/2017	8745	1.83	0.41
NC	4/1/2017	8748	0.20	0.34
NC	4/1/2017	8755	0.13	0.37
NC	4/1/2017	8799	0.21	0.43
NC	4/1/2017	8800	0.50	0.43
NC	4/1/2017	8803	0.02	0.37
NC	4/1/2017	8805	0.07	0.43

NC	4/1/2017	8810	0.05	0.43
NC	4/1/2017	8814	0.07	0.43
NC	4/1/2017	8815	0.17	0.43
NC	4/1/2017	8820	0.04	0.37
NC	4/1/2017	8824	1.39	0.50
NC	4/1/2017	8825	0.71	0.50
NC	4/1/2017	8826	1.14	0.48
NC	4/1/2017	8831	0.57	0.50
NC	4/1/2017	8832	0.15	0.43
NC	4/1/2017	8833	0.54	0.43
NC	4/1/2017	8835	1.07	0.43
NC	4/1/2017	8842	0.90	0.50
NC	4/1/2017	8848	1.14	0.43
NC	4/1/2017	8849	1.08	0.43
NC	4/1/2017	8855	0.04	0.43
NC	4/1/2017	8856	0.09	0.43
NC	4/1/2017	8864	0.55	0.48
NC	4/1/2017	8868	0.22	0.48
NC	4/1/2017	8869	0.48	0.48
NC	4/1/2017	8871	0.04	0.43
NC	4/1/2017	8901	0.07	0.37
NC	4/1/2017	9012	0.34	0.37
NC	4/1/2017	9014	1.12	0.43
NC	4/1/2017	9015	1.12	0.41
NC	4/1/2017	9016	1.10	0.43
NC	4/1/2017	9019	0.65	0.37
NC	4/1/2017	9033	0.75	0.41
NC	4/1/2017	9040	1.47	0.48
NC	4/1/2017	9044	0.63	0.48
NC	4/1/2017	9052	0.84	0.48
NC	4/1/2017	9058	0.67	0.50
NC	4/1/2017	9060	0.50	0.48
NC	4/1/2017	9061	0.39	0.48
NC	4/1/2017	9062	0.55	0.48
NC	4/1/2017	9063	0.41	0.48
NC	4/1/2017	9077	0.67	0.43
NC	4/1/2017	9082	0.54	0.50
NC	4/1/2017	9083	0.58	0.50
NC	4/1/2017	9084	0.60	0.48
NC	4/1/2017	9089	0.60	0.48
NC	4/1/2017	9093	0.58	0.48
NC	4/1/2017	9101	1.27	0.48
NC	4/1/2017	9102	1.15	0.41
NC	4/1/2017	9154	0.66	0.43
NC	4/1/2017	9156	0.86	0.48
NC	4/1/2017	9170	2.52	0.34
NC	4/1/2017	9178	3.02	0.50

NC	4/1/2017	9179	5.00	0.50
NC	4/1/2017	9180	1.64	0.41
NC	4/1/2017	9182	0.79	0.43
NC	4/1/2017	9186	4.77	0.34
NC	4/1/2017	9220	1.94	0.41
NC	4/1/2017	9402	1.39	0.34
NC	4/1/2017	9403	2.51	0.34
NC	4/1/2017	9410	1.18	0.43
NC	4/1/2017	9501	1.17	0.37
NC	4/1/2017	9505	1.71	0.41
NC	4/1/2017	9516	2.00	0.41
NC	4/1/2017	9519	1.38	0.37
NC	4/1/2017	9521	1.49	0.37
NC	4/1/2017	9522	0.75	0.48
NC	4/1/2017	9534	1.86	0.33
NC	4/1/2017	9554	4.02	0.34
NC	4/1/2017	9586	0.22	0.48
NC	4/1/2017	9600	0.80	0.43
NC	4/1/2017	9620	0.37	0.37
NC	4/1/2018	0005	1.64	0.43
NC	4/1/2018	0008	1.37	0.43
NC	4/1/2018	0016	3.24	0.38
NC	4/1/2018	0034	1.85	0.41
NC	4/1/2018	0035	1.08	0.41
NC	4/1/2018	0036	2.35	0.43
NC	4/1/2018	0037	1.73	0.38
NC	4/1/2018	0042	2.53	0.41
NC	4/1/2018	0050	2.33	0.38
NC	4/1/2018	0079	1.58	0.41
NC	4/1/2018	0083	1.82	0.41
NC	4/1/2018	0106	6.64	0.34
NC	4/1/2018	0113	2.47	0.43
NC	4/1/2018	0170	1.34	0.43
NC	4/1/2018	0251	1.83	0.41
NC	4/1/2018	0400	1.09	0.41
NC	4/1/2018	0401	4.12	0.34
NC	4/1/2018	0908	70.67	0.41
NC	4/1/2018	0913	341.52	0.41
NC	4/1/2018	0917	2.67	0.48
NC	4/1/2018	1005	2.32	0.32
NC	4/1/2018	1164	2.09	0.32
NC	4/1/2018	1165	0.99	0.32
NC	4/1/2018	1320	0.84	0.34
NC	4/1/2018	1322	3.43	0.32
NC	4/1/2018	1430	2.23	0.38
NC	4/1/2018	1438	1.67	0.38
NC	4/1/2018	1452	1.02	0.38

NC	4/1/2018	1463	2.77	0.32
NC	4/1/2018	1470	0.99	0.38
NC	4/1/2018	1472	0.99	0.38
NC	4/1/2018	1473	0.99	0.38
NC	4/1/2018	1474	0.99	0.38
NC	4/1/2018	1624	1.42	0.34
NC	4/1/2018	1642	1.04	0.38
NC	4/1/2018	1654	6.51	0.38
NC	4/1/2018	1655	1.04	0.38
NC	4/1/2018	1699	1.43	0.38
NC	4/1/2018	1701	1.49	0.34
NC	4/1/2018	1710	3.08	0.38
NC	4/1/2018	1741	1.23	0.32
NC	4/1/2018	1747	0.78	0.38
NC	4/1/2018	1748	1.85	0.38
NC	4/1/2018	1803	2.98	0.38
NC	4/1/2018	1852	0.68	0.32
NC	4/1/2018	1853	1.14	0.41
NC	4/1/2018	1860	0.96	0.48
NC	4/1/2018	1924	1.45	0.43
NC	4/1/2018	1925	1.48	0.41
NC	4/1/2018	2002	1.10	0.43
NC	4/1/2018	2003	1.63	0.41
NC	4/1/2018	2014	2.31	0.38
NC	4/1/2018	2016	1.21	0.43
NC	4/1/2018	2021	0.90	0.41
NC	4/1/2018	2039	1.04	0.43
NC	4/1/2018	2041	1.23	0.43
NC	4/1/2018	2065	1.33	0.41
NC	4/1/2018	2070	2.31	0.41
NC	4/1/2018	2081	1.45	0.48
NC	4/1/2018	2089	1.20	0.43
NC	4/1/2018	2095	1.65	0.41
NC	4/1/2018	2105	2.00	0.48
NC	4/1/2018	2110	1.06	0.43
NC	4/1/2018	2111	1.46	0.43
NC	4/1/2018	2112	1.67	0.43
NC	4/1/2018	2114	1.42	0.48
NC	4/1/2018	2121	0.74	0.48
NC	4/1/2018	2130	0.96	0.41
NC	4/1/2018	2131	1.28	0.43
NC	4/1/2018	2143	1.15	0.48
NC	4/1/2018	2157	1.79	0.43
NC	4/1/2018	2172	0.66	0.38
NC	4/1/2018	2174	1.53	0.43
NC	4/1/2018	2211	3.43	0.38
NC	4/1/2018	2220	1.00	0.41

NC	4/1/2018	2286	0.80	0.48
NC	4/1/2018	2288	2.25	0.43
NC	4/1/2018	2300	1.11	0.51
NC	4/1/2018	2302	0.84	0.41
NC	4/1/2018	2305	1.06	0.38
NC	4/1/2018	2361	1.02	0.41
NC	4/1/2018	2362	0.96	0.43
NC	4/1/2018	2380	1.08	0.43
NC	4/1/2018	2386	1.11	0.48
NC	4/1/2018	2388	0.88	0.48
NC	4/1/2018	2402	1.61	0.38
NC	4/1/2018	2413	1.33	0.41
NC	4/1/2018	2416	1.08	0.43
NC	4/1/2018	2417	0.65	0.43
NC	4/1/2018	2501	1.11	0.43
NC	4/1/2018	2503	0.65	0.43
NC	4/1/2018	2534	1.11	0.48
NC	4/1/2018	2570	1.77	0.43
NC	4/1/2018	2585	1.76	0.41
NC	4/1/2018	2586	1.42	0.43
NC	4/1/2018	2587	1.11	0.43
NC	4/1/2018	2589	1.14	0.41
NC	4/1/2018	2600	1.91	0.43
NC	4/1/2018	2623	2.93	0.38
NC	4/1/2018	2651	0.67	0.43
NC	4/1/2018	2660	1.09	0.48
NC	4/1/2018	2670	0.82	0.51
NC	4/1/2018	2683	0.84	0.48
NC	4/1/2018	2688	1.55	0.43
NC	4/1/2018	2702	7.39	0.32
NC	4/1/2018	2705	27.70	0.34
NC	4/1/2018	2706	4.31	0.32
NC	4/1/2018	2709	3.65	0.34
NC	4/1/2018	2710	3.75	0.38
NC	4/1/2018	2714	2.12	0.43
NC	4/1/2018	2727	3.78	0.34
NC	4/1/2018	2731	2.03	0.43
NC	4/1/2018	2735	1.97	0.43
NC	4/1/2018	2759	2.75	0.43
NC	4/1/2018	2790	0.90	0.48
NC	4/1/2018	2791	1.89	0.51
NC	4/1/2018	2797	2.84	0.48
NC	4/1/2018	2799	3.38	0.41
NC	4/1/2018	2802	2.52	0.41
NC	4/1/2018	2835	1.36	0.48
NC	4/1/2018	2836	1.02	0.48
NC	4/1/2018	2841	1.89	0.43

NC	4/1/2018	2881	2.15	0.48
NC	4/1/2018	2883	1.98	0.43
NC	4/1/2018	2913	1.98	0.51
NC	4/1/2018	2915	1.11	0.38
NC	4/1/2018	2916	1.63	0.38
NC	4/1/2018	2923	1.22	0.48
NC	4/1/2018	2942	0.54	0.51
NC	4/1/2018	2960	1.83	0.41
NC	4/1/2018	3004	0.54	0.34
NC	4/1/2018	3018	1.64	0.34
NC	4/1/2018	3022	3.14	0.43
NC	4/1/2018	3027	0.99	0.38
NC	4/1/2018	3028	1.10	0.38
NC	4/1/2018	3030	2.57	0.38
NC	4/1/2018	3040	2.95	0.41
NC	4/1/2018	3041	2.00	0.41
NC	4/1/2018	3042	1.46	0.41
NC	4/1/2018	3064	2.29	0.41
NC	4/1/2018	3069	1.37	0.38
NC	4/1/2018	3076	1.37	0.43
NC	4/1/2018	3081	1.78	0.41
NC	4/1/2018	3082	1.66	0.38
NC	4/1/2018	3085	1.83	0.41
NC	4/1/2018	3110	1.92	0.41
NC	4/1/2018	3111	1.40	0.43
NC	4/1/2018	3113	0.87	0.41
NC	4/1/2018	3114	1.05	0.41
NC	4/1/2018	3118	1.12	0.48
NC	4/1/2018	3119	0.41	0.51
NC	4/1/2018	3122	1.06	0.48
NC	4/1/2018	3126	0.81	0.41
NC	4/1/2018	3131	0.82	0.41
NC	4/1/2018	3132	1.29	0.43
NC	4/1/2018	3145	0.81	0.41
NC	4/1/2018	3146	1.11	0.41
NC	4/1/2018	3169	1.36	0.43
NC	4/1/2018	3175	1.36	0.43
NC	4/1/2018	3179	0.80	0.43
NC	4/1/2018	3180	1.15	0.43
NC	4/1/2018	3188	0.85	0.41
NC	4/1/2018	3220	0.88	0.41
NC	4/1/2018	3223	1.15	0.51
NC	4/1/2018	3224	1.59	0.48
NC	4/1/2018	3227	1.59	0.43
NC	4/1/2018	3240	1.86	0.48
NC	4/1/2018	3241	1.88	0.43
NC	4/1/2018	3255	1.29	0.48

NC	4/1/2018	3257	1.60	0.43
NC	4/1/2018	3270	1.15	0.43
NC	4/1/2018	3300	1.77	0.48
NC	4/1/2018	3303	1.48	0.43
NC	4/1/2018	3307	1.76	0.41
NC	4/1/2018	3315	2.00	0.43
NC	4/1/2018	3334	1.49	0.41
NC	4/1/2018	3336	1.18	0.41
NC	4/1/2018	3365	2.32	0.34
NC	4/1/2018	3372	1.52	0.41
NC	4/1/2018	3373	1.95	0.43
NC	4/1/2018	3383	0.66	0.43
NC	4/1/2018	3385	0.41	0.43
NC	4/1/2018	3400	1.52	0.43
NC	4/1/2018	3507	0.98	0.41
NC	4/1/2018	3515	1.06	0.41
NC	4/1/2018	3516	1.06	0.48
NC	4/1/2018	3548	0.65	0.43
NC	4/1/2018	3559	0.97	0.41
NC	4/1/2018	3574	0.36	0.43
NC	4/1/2018	3581	0.45	0.43
NC	4/1/2018	3612	0.79	0.41
NC	4/1/2018	3620	2.01	0.38
NC	4/1/2018	3629	0.85	0.41
NC	4/1/2018	3632	1.34	0.41
NC	4/1/2018	3634	0.74	0.41
NC	4/1/2018	3635	1.15	0.41
NC	4/1/2018	3638	0.73	0.43
NC	4/1/2018	3642	0.67	0.43
NC	4/1/2018	3643	0.63	0.38
NC	4/1/2018	3647	0.82	0.41
NC	4/1/2018	3648	0.62	0.48
NC	4/1/2018	3681	0.41	0.43
NC	4/1/2018	3685	0.55	0.43
NC	4/1/2018	3719	0.48	0.32
NC	4/1/2018	3724	1.17	0.32
NC	4/1/2018	3726	1.98	0.32
NC	4/1/2018	3803	0.85	0.43
NC	4/1/2018	3807	0.99	0.43
NC	4/1/2018	3808	2.22	0.41
NC	4/1/2018	3821	3.18	0.38
NC	4/1/2018	3822	1.48	0.43
NC	4/1/2018	3824	1.77	0.43
NC	4/1/2018	3826	0.35	0.41
NC	4/1/2018	3827	0.76	0.43
NC	4/1/2018	3830	0.55	0.41
NC	4/1/2018	3851	1.33	0.43

NC	4/1/2018	3865	1.17	0.48
NC	4/1/2018	3881	1.85	0.41
NC	4/1/2018	4000	1.66	0.34
NC	4/1/2018	4021	2.56	0.41
NC	4/1/2018	4024	1.06	0.38
NC	4/1/2018	4034	2.44	0.38
NC	4/1/2018	4036	1.34	0.38
NC	4/1/2018	4038	1.54	0.48
NC	4/1/2018	4053	1.24	0.43
NC	4/1/2018	4061	1.28	0.48
NC	4/1/2018	4062	1.34	0.41
NC	4/1/2018	4101	1.39	0.41
NC	4/1/2018	4109	0.23	0.43
NC	4/1/2018	4110	0.39	0.43
NC	4/1/2018	4111	0.57	0.43
NC	4/1/2018	4112	0.36	0.43
NC	4/1/2018	4113	0.57	0.43
NC	4/1/2018	4114	1.53	0.41
NC	4/1/2018	4130	1.73	0.43
NC	4/1/2018	4131	2.71	0.43
NC	4/1/2018	4133	0.88	0.48
NC	4/1/2018	4149	0.42	0.48
NC	4/1/2018	4150	0.41	0.51
NC	4/1/2018	4206	1.15	0.43
NC	4/1/2018	4207	0.91	0.34
NC	4/1/2018	4239	0.92	0.34
NC	4/1/2018	4240	1.57	0.48
NC	4/1/2018	4243	0.85	0.41
NC	4/1/2018	4244	0.82	0.38
NC	4/1/2018	4250	0.98	0.41
NC	4/1/2018	4251	1.11	0.43
NC	4/1/2018	4263	1.45	0.41
NC	4/1/2018	4273	1.30	0.41
NC	4/1/2018	4279	0.96	0.38
NC	4/1/2018	4282	0.96	0.48
NC	4/1/2018	4283	0.67	0.43
NC	4/1/2018	4299	0.76	0.41
NC	4/1/2018	4301	0.96	0.48
NC	4/1/2018	4304	2.19	0.41
NC	4/1/2018	4307	0.91	0.48
NC	4/1/2018	4351	0.71	0.43
NC	4/1/2018	4352	0.72	0.43
NC	4/1/2018	4360	0.80	0.48
NC	4/1/2018	4361	0.53	0.43
NC	4/1/2018	4410	1.66	0.43
NC	4/1/2018	4417	1.66	0.48
NC	4/1/2018	4420	2.88	0.34

NC	4/1/2018	4431	0.78	0.48
NC	4/1/2018	4432	0.54	0.48
NC	4/1/2018	4439	0.62	0.41
NC	4/1/2018	4452	1.16	0.41
NC	4/1/2018	4459	1.10	0.38
NC	4/1/2018	4470	0.97	0.41
NC	4/1/2018	4484	1.18	0.43
NC	4/1/2018	4493	1.11	0.41
NC	4/1/2018	4511	0.24	0.41
NC	4/1/2018	4557	0.94	0.38
NC	4/1/2018	4558	0.62	0.41
NC	4/1/2018	4568	0.90	0.38
NC	4/1/2018	4581	0.31	0.34
NC	4/1/2018	4583	2.13	0.34
NC	4/1/2018	4611	0.31	0.43
NC	4/1/2018	4635	1.12	0.34
NC	4/1/2018	4653	0.90	0.43
NC	4/1/2018	4665	2.57	0.38
NC	4/1/2018	4670	2.86	0.38
NC	4/1/2018	4683	1.71	0.41
NC	4/1/2018	4686	0.79	0.38
NC	4/1/2018	4692	0.35	0.43
NC	4/1/2018	4693	0.51	0.43
NC	4/1/2018	4703	0.80	0.41
NC	4/1/2018	4717	1.06	0.48
NC	4/1/2018	4720	0.73	0.41
NC	4/1/2018	4740	1.05	0.32
NC	4/1/2018	4741	1.29	0.41
NC	4/1/2018	4751	0.80	0.38
NC	4/1/2018	4771	0.88	0.34
NC	4/1/2018	4777	1.29	0.34
NC	4/1/2018	4825	0.44	0.38
NC	4/1/2018	4828	0.71	0.34
NC	4/1/2018	4829	0.50	0.34
NC	4/1/2018	4902	1.49	0.43
NC	4/1/2018	4923	0.39	0.41
NC	4/1/2018	5020	3.06	0.34
NC	4/1/2018	5022	3.06	0.32
NC	4/1/2018	5037	5.60	0.32
NC	4/1/2018	5040	2.58	0.32
NC	4/1/2018	5057	2.28	0.32
NC	4/1/2018	5059	8.87	0.32
NC	4/1/2018	5069	8.87	0.32
NC	4/1/2018	5102	2.28	0.34
NC	4/1/2018	5146	2.27	0.38
NC	4/1/2018	5160	0.93	0.32
NC	4/1/2018	5183	1.60	0.34

NC	4/1/2018	5188	2.07	0.34
NC	4/1/2018	5190	1.67	0.34
NC	4/1/2018	5191	0.35	0.38
NC	4/1/2018	5192	1.65	0.41
NC	4/1/2018	5213	3.20	0.32
NC	4/1/2018	5215	2.38	0.38
NC	4/1/2018	5221	1.96	0.34
NC	4/1/2018	5222	2.93	0.32
NC	4/1/2018	5223	3.18	0.38
NC	4/1/2018	5348	2.08	0.38
NC	4/1/2018	5402	2.31	0.43
NC	4/1/2018	5403	2.88	0.34
NC	4/1/2018	5437	2.20	0.34
NC	4/1/2018	5443	2.01	0.41
NC	4/1/2018	5445	3.93	0.32
NC	4/1/2018	5462	3.00	0.38
NC	4/1/2018	5472	2.51	0.32
NC	4/1/2018	5473	4.96	0.32
NC	4/1/2018	5474	2.75	0.32
NC	4/1/2018	5478	1.35	0.34
NC	4/1/2018	5479	3.27	0.38
NC	4/1/2018	5480	2.41	0.34
NC	4/1/2018	5491	1.08	0.34
NC	4/1/2018	5506	3.07	0.34
NC	4/1/2018	5507	1.66	0.34
NC	4/1/2018	5508	4.36	0.38
NC	4/1/2018	5535	2.67	0.32
NC	4/1/2018	5537	2.47	0.38
NC	4/1/2018	5538	2.63	0.38
NC	4/1/2018	5551	7.78	0.32
NC	4/1/2018	5606	0.47	0.32
NC	4/1/2018	5610	3.21	0.38
NC	4/1/2018	5645	6.62	0.32
NC	4/1/2018	5651	6.62	0.34
NC	4/1/2018	5703	6.51	0.38
NC	4/1/2018	5705	16.19	0.38
NC	4/1/2018	5951	0.17	0.43
NC	4/1/2018	6003	3.70	0.34
NC	4/1/2018	6005	3.10	0.38
NC	4/1/2018	6017	3.20	0.38
NC	4/1/2018	6018	1.36	0.38
NC	4/1/2018	6045	2.35	0.38
NC	4/1/2018	6204	4.25	0.34
NC	4/1/2018	6206	1.23	0.32
NC	4/1/2018	6213	0.79	0.32
NC	4/1/2018	6214	0.96	0.34
NC	4/1/2018	6216	2.47	0.32

NC	4/1/2018	6217	2.29	0.32
NC	4/1/2018	6229	2.77	0.38
NC	4/1/2018	6233	0.88	0.32
NC	4/1/2018	6235	2.14	0.32
NC	4/1/2018	6236	3.78	0.38
NC	4/1/2018	6237	0.80	0.34
NC	4/1/2018	6251	2.27	0.34
NC	4/1/2018	6252	1.76	0.32
NC	4/1/2018	6260	2.27	0.32
NC	4/1/2018	6306	2.23	0.34
NC	4/1/2018	6319	1.91	0.32
NC	4/1/2018	6325	2.10	0.32
NC	4/1/2018	6400	2.71	0.38
NC	4/1/2018	6503	0.94	0.43
NC	4/1/2018	6504	1.37	0.43
NC	4/1/2018	6702	1.92	0.38
NC	4/1/2018	6703	4.02	0.38
NC	4/1/2018	6704	2.13	0.38
NC	4/1/2018	6801	1.14	0.38
NC	4/1/2018	6811	2.61	0.38
NC	4/1/2018	6824	3.93	0.38
NC	4/1/2018	6826	1.65	0.38
NC	4/1/2018	6834	1.58	0.43
NC	4/1/2018	6836	1.89	0.41
NC	4/1/2018	6843	2.78	0.32
NC	4/1/2018	6845	2.58	0.32
NC	4/1/2018	6854	2.16	0.34
NC	4/1/2018	6872	3.80	0.32
NC	4/1/2018	6874	6.00	0.32
NC	4/1/2018	6882	1.59	0.34
NC	4/1/2018	6884	1.96	0.34
NC	4/1/2018	7016	1.46	0.32
NC	4/1/2018	7024	1.63	0.32
NC	4/1/2018	7038	2.02	0.32
NC	4/1/2018	7046	2.59	0.32
NC	4/1/2018	7047	2.81	0.32
NC	4/1/2018	7050	4.31	0.32
NC	4/1/2018	7090	2.25	0.32
NC	4/1/2018	7098	2.88	0.32
NC	4/1/2018	7099	4.61	0.32
NC	4/1/2018	7133	1.51	0.34
NC	4/1/2018	7151	1.83	0.34
NC	4/1/2018	7152	4.70	0.34
NC	4/1/2018	7153	2.03	0.34
NC	4/1/2018	7219	3.72	0.34
NC	4/1/2018	7222	3.11	0.34
NC	4/1/2018	7228	3.72	0.38

NC	4/1/2018	7229	3.72	0.34
NC	4/1/2018	7230	5.40	0.41
NC	4/1/2018	7231	4.10	0.41
NC	4/1/2018	7232	4.09	0.34
NC	4/1/2018	7309	4.02	0.32
NC	4/1/2018	7313	1.36	0.32
NC	4/1/2018	7317	3.84	0.32
NC	4/1/2018	7323	1.70	0.32
NC	4/1/2018	7327	5.94	0.32
NC	4/1/2018	7333	1.23	0.32
NC	4/1/2018	7335	1.37	0.32
NC	4/1/2018	7337	3.48	0.32
NC	4/1/2018	7350	4.85	0.34
NC	4/1/2018	7360	2.16	0.38
NC	4/1/2018	7370	2.69	0.43
NC	4/1/2018	7380	2.34	0.38
NC	4/1/2018	7382	2.49	0.41
NC	4/1/2018	7390	2.31	0.43
NC	4/1/2018	7394	1.23	0.32
NC	4/1/2018	7395	1.36	0.32
NC	4/1/2018	7398	3.29	0.32
NC	4/1/2018	7402	0.06	0.43
NC	4/1/2018	7403	2.59	0.43
NC	4/1/2018	7405	1.40	0.43
NC	4/1/2018	7420	3.44	0.32
NC	4/1/2018	7421	0.31	0.38
NC	4/1/2018	7422	0.73	0.34
NC	4/1/2018	7425	0.98	0.34
NC	4/1/2018	7431	0.49	0.34
NC	4/1/2018	7502	1.14	0.38
NC	4/1/2018	7515	0.39	0.32
NC	4/1/2018	7520	1.57	0.41
NC	4/1/2018	7529	6.74	0.32
NC	4/1/2018	7538	3.62	0.32
NC	4/1/2018	7539	0.73	0.34
NC	4/1/2018	7540	1.90	0.32
NC	4/1/2018	7580	1.45	0.38
NC	4/1/2018	7590	1.67	0.38
NC	4/1/2018	7600	2.43	0.38
NC	4/1/2018	7601	2.43	0.34
NC	4/1/2018	7605	1.05	0.34
NC	4/1/2018	7610	0.29	0.38
NC	4/1/2018	7611	2.43	0.38
NC	4/1/2018	7612	2.43	0.38
NC	4/1/2018	7613	2.43	0.38
NC	4/1/2018	7704	1.09	0.34
NC	4/1/2018	7705	3.48	0.41

NC	4/1/2018	7710	1.53	0.34
NC	4/1/2018	7711	1.53	0.34
NC	4/1/2018	7720	1.03	0.38
NC	4/1/2018	7723	1.10	0.34
NC	4/1/2018	7855	1.58	0.38
NC	4/1/2018	8001	1.23	0.43
NC	4/1/2018	8002	1.04	0.43
NC	4/1/2018	8006	1.54	0.48
NC	4/1/2018	8008	0.71	0.48
NC	4/1/2018	8010	0.80	0.43
NC	4/1/2018	8013	0.20	0.41
NC	4/1/2018	8015	0.54	0.41
NC	4/1/2018	8017	0.86	0.48
NC	4/1/2018	8018	1.23	0.43
NC	4/1/2018	8021	1.17	0.43
NC	4/1/2018	8031	1.74	0.43
NC	4/1/2018	8032	1.04	0.43
NC	4/1/2018	8033	0.85	0.48
NC	4/1/2018	8037	1.52	0.51
NC	4/1/2018	8039	0.88	0.48
NC	4/1/2018	8044	1.74	0.43
NC	4/1/2018	8045	0.35	0.43
NC	4/1/2018	8046	1.15	0.43
NC	4/1/2018	8047	0.55	0.43
NC	4/1/2018	8058	1.46	0.43
NC	4/1/2018	8072	0.50	0.48
NC	4/1/2018	8102	0.82	0.43
NC	4/1/2018	8103	1.09	0.41
NC	4/1/2018	8105	1.23	0.48
NC	4/1/2018	8106	1.88	0.38
NC	4/1/2018	8107	1.37	0.34
NC	4/1/2018	8111	1.04	0.41
NC	4/1/2018	8116	1.25	0.41
NC	4/1/2018	8203	3.13	0.41
NC	4/1/2018	8204	2.28	0.41
NC	4/1/2018	8209	1.64	0.43
NC	4/1/2018	8215	1.43	0.38
NC	4/1/2018	8227	1.96	0.34
NC	4/1/2018	8232	1.90	0.38
NC	4/1/2018	8233	1.30	0.38
NC	4/1/2018	8235	2.22	0.41
NC	4/1/2018	8236	2.49	0.34
NC	4/1/2018	8263	3.49	0.41
NC	4/1/2018	8264	2.02	0.38
NC	4/1/2018	8265	3.06	0.34
NC	4/1/2018	8279	3.42	0.34
NC	4/1/2018	8288	3.08	0.41

NC	4/1/2018	8291	2.07	0.41
NC	4/1/2018	8292	1.97	0.43
NC	4/1/2018	8293	5.19	0.43
NC	4/1/2018	8304	2.22	0.34
NC	4/1/2018	8350	2.82	0.34
NC	4/1/2018	8380	1.25	0.41
NC	4/1/2018	8381	0.94	0.41
NC	4/1/2018	8385	1.04	0.41
NC	4/1/2018	8392	1.30	0.48
NC	4/1/2018	8393	0.69	0.38
NC	4/1/2018	8500	2.34	0.38
NC	4/1/2018	8601	0.16	0.34
NC	4/1/2018	8602	0.67	0.38
NC	4/1/2018	8603	0.04	0.43
NC	4/1/2018	8606	0.91	0.34
NC	4/1/2018	8709	1.67	0.32
NC	4/1/2018	8710	0.90	0.38
NC	4/1/2018	8719	1.09	0.34
NC	4/1/2018	8720	0.54	0.34
NC	4/1/2018	8721	0.16	0.38
NC	4/1/2018	8723	0.08	0.41
NC	4/1/2018	8725	1.15	0.38
NC	4/1/2018	8726	0.99	0.38
NC	4/1/2018	8734	0.20	0.38
NC	4/1/2018	8737	0.18	0.38
NC	4/1/2018	8738	0.37	0.38
NC	4/1/2018	8742	0.16	0.38
NC	4/1/2018	8745	2.39	0.41
NC	4/1/2018	8748	0.25	0.34
NC	4/1/2018	8755	0.13	0.38
NC	4/1/2018	8799	0.26	0.43
NC	4/1/2018	8800	0.68	0.43
NC	4/1/2018	8803	0.05	0.38
NC	4/1/2018	8805	0.10	0.43
NC	4/1/2018	8810	0.06	0.43
NC	4/1/2018	8814	0.08	0.43
NC	4/1/2018	8815	0.18	0.43
NC	4/1/2018	8820	0.06	0.38
NC	4/1/2018	8824	1.80	0.51
NC	4/1/2018	8825	0.94	0.51
NC	4/1/2018	8826	1.51	0.48
NC	4/1/2018	8831	0.73	0.51
NC	4/1/2018	8832	0.19	0.43
NC	4/1/2018	8833	0.65	0.43
NC	4/1/2018	8835	1.49	0.43
NC	4/1/2018	8842	1.23	0.51
NC	4/1/2018	8848	1.61	0.43

NC	4/1/2018	8849	1.40	0.43
NC	4/1/2018	8855	0.07	0.43
NC	4/1/2018	8856	0.16	0.43
NC	4/1/2018	8864	0.67	0.48
NC	4/1/2018	8868	0.29	0.48
NC	4/1/2018	8869	0.65	0.48
NC	4/1/2018	8871	0.04	0.43
NC	4/1/2018	8901	0.08	0.38
NC	4/1/2018	9012	0.45	0.38
NC	4/1/2018	9014	1.54	0.43
NC	4/1/2018	9015	1.49	0.41
NC	4/1/2018	9016	1.33	0.43
NC	4/1/2018	9019	0.78	0.38
NC	4/1/2018	9033	1.02	0.41
NC	4/1/2018	9040	1.83	0.48
NC	4/1/2018	9044	0.75	0.48
NC	4/1/2018	9052	1.08	0.48
NC	4/1/2018	9058	0.86	0.51
NC	4/1/2018	9060	0.67	0.48
NC	4/1/2018	9061	0.54	0.48
NC	4/1/2018	9062	0.72	0.48
NC	4/1/2018	9063	0.50	0.48
NC	4/1/2018	9077	1.02	0.43
NC	4/1/2018	9082	0.72	0.51
NC	4/1/2018	9083	0.74	0.51
NC	4/1/2018	9084	0.81	0.48
NC	4/1/2018	9089	0.71	0.48
NC	4/1/2018	9093	0.79	0.48
NC	4/1/2018	9101	1.76	0.48
NC	4/1/2018	9102	1.57	0.41
NC	4/1/2018	9154	0.91	0.43
NC	4/1/2018	9156	1.15	0.48
NC	4/1/2018	9170	3.44	0.34
NC	4/1/2018	9178	3.87	0.51
NC	4/1/2018	9179	6.39	0.51
NC	4/1/2018	9180	2.19	0.41
NC	4/1/2018	9182	0.88	0.43
NC	4/1/2018	9186	7.80	0.34
NC	4/1/2018	9220	2.86	0.41
NC	4/1/2018	9402	1.86	0.34
NC	4/1/2018	9403	3.27	0.34
NC	4/1/2018	9410	1.49	0.43
NC	4/1/2018	9501	1.51	0.38
NC	4/1/2018	9505	2.74	0.41
NC	4/1/2018	9516	2.06	0.41
NC	4/1/2018	9519	1.83	0.38
NC	4/1/2018	9521	2.08	0.38

NC	4/1/2018	9522	0.94	0.48
NC	4/1/2018	9534	2.20	0.32
NC	4/1/2018	9554	4.89	0.34
NC	4/1/2018	9586	0.27	0.48
NC	4/1/2018	9600	1.09	0.43
NC	4/1/2018	9620	0.51	0.38